


THE EXPRESS PICTURE DICTIONARY

for young learners



Elizabeth Gray



Express Publishing

THE EXPRESS PICTURE DICTIONARY

for young learners



Elizabeth Gray



Express Publishing

Published by Express Publishing

Liberty House, New Greenham Park, Newbury,
Berkshire RG19 6HW
Tel.: (0044) 1635 817 363
Fax: (0044) 1635 817 463
e-mail: inquiries@expresspublishing.co.uk
<http://www.expresspublishing.co.uk>

© Elizabeth Gray, 2001

Design and Illustration © Express Publishing, 2001

Colour Illustrations: Terry Wilson, Chris, Pan

Music Compositions and Arrangement by Ted and Taz

All rights reserved. No part of this publication may be reproduced, stored in a retrieval system, or transmitted in any form, or by any means, electronic, photocopying or otherwise, without the prior written permission of the publishers.

First published 2001

ISBN 1-84216-609-3

Author's Acknowledgements

We would like to thank all the staff at Express Publishing who have contributed their skills to providing this book. Thanks are due in particular to: Anne Ellis (Editor in Chief), Catherine Smith and Debbie Wilson (senior editors), Richard White (senior production controller), the Express design team and Dand Smith, Kimberly Baker and Eric Taylor for their support and patience. We would also like to thank those institutions and teachers who piloted the manuscript, and whose comments and feedback were invaluable in the production of the book.

Phonetic transcription in the Word List is based on the COLLINS COBUILD ENGLISH DICTIONARY.

While every effort has been made to trace all the copyright holders, if any have been inadvertently overlooked the publishers will be pleased to make the necessary arrangements at the first opportunity.

Contents

THE BASICS:

The Alphabet	6
Numbers	8
Colours	10

PEOPLE:

Describing People	12
The Body	14
Clothes I	16
Clothes II	18
Ben and Vicky's Family	20

HOME:

On the Outside	22
In the Inside I	24
In the Inside II	26
In the Garden	28

FOOD:

At the Supermarket	30
In the Kitchen	32
A Party	34

TIME:

What's the time?	36
Days and Dates	38
The Year	40

SCHOOL:

My School	42
Ben's Classroom	44
In the Computer Room	46
In the Music Room	48
Jobs	50

ACTIVITIES:

Indoor Hobbies	52
At the Park	54
At the Sports Centre	56
At the Stadium	58
Outdoor Activities	60

ANIMALS:

Pets	62
On the Farm.....	64
At the Zoo.....	66
Marine World.....	68

OUR WORLD

The Weather.....	70
The Earth.....	72
The Landscape.....	74
The Solar System.....	76

OUR TOWN:

Transport.....	78
On the Road.....	80
Main Street.....	82
In a Shopping Centre.....	84
At the Clinic.....	86

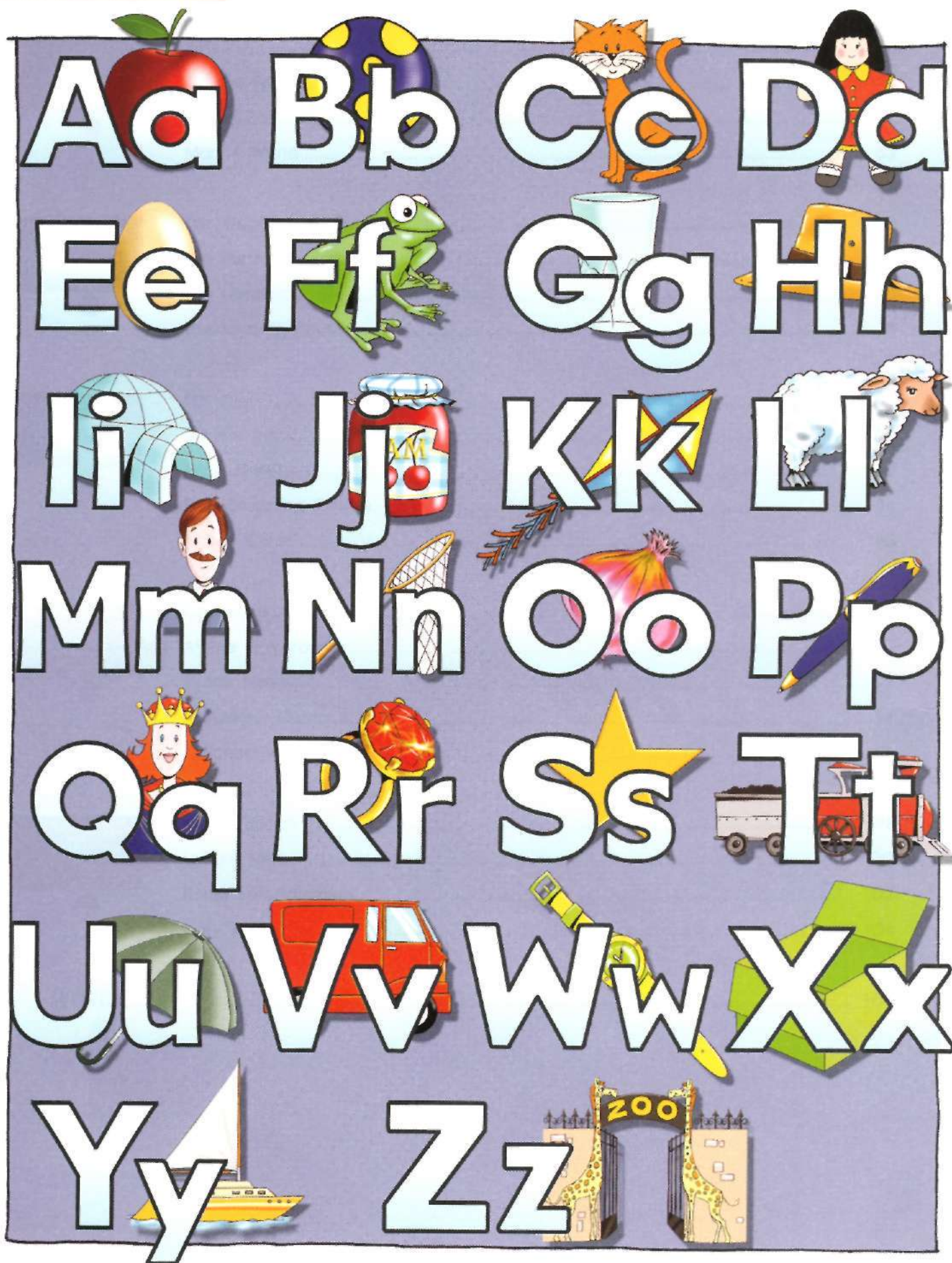
WORDS

Opposites.....	88
At the Playground.....	90
In the Maze.....	92
A Summer Camp.....	94
A School Fair.....	96














FUN:

At the Beach.....	98
Leisure Time.....	100
Home Entertainment.....	102
Fairy Tales.....	104

WORD LIST:	107
------------------	-----








The Alphabet Song

A for apple		and	J for jam		S for star	
and					and	
B for ball		K for kite		T for train		
		and				
C for cat		L for lamb		U for umbrella		
and				and		
D for doll		M for man		V for van		
		and				
E for egg		N for net		W for watch		
and				and		
F for frog		O for onion		X in box		
		and				
G for glass		P for pen		Y for yacht		
and				and		
H for hat		Q for queen		Z for zoo		
		and				
I for igloo		R for ring				

Now I know it, so do you!

Activities

A, b, C, d	letters
A, B, C	capital letters
a, b, c	small letters
a, e, i, o, u	vowels
b, c, d, f, g, etc.	consonants
apple, ball	words

-  Listen and repeat.
-  Now, read the words.
-  Look at the words in The Alphabet Song. Which ones begin with a vowel/consonant?
-  Game. Work in two teams. Spell the words your teacher reads. You get 1 point for each correct word you spell. The first team to get 5 points wins.
e.g. T: man
Team A S1: M - A - N
T: Well done! 1 point for Team A.
-  Sing the song!


THE BASICS

Numbers

CARDINALS

1	one	11	eleven	21	twenty-one
2	two	12	twelve	30	thirty
3	three	13	thirteen	40	forty
4	four	14	fourteen	50	fifty
5	five	15	fifteen	60	sixty
6	six	16	sixteen	70	seventy
7	seven	17	seventeen	80	eighty
8	eight	18	eighteen	90	ninety
9	nine	19	nineteen	100	a hundred
10	ten	20	twenty		

ORDINALS





10 Little Kangaroos

1 Little, 2 little, 3 little kangaroos,
4 little, 5 little, 6 little kangaroos,
7 little, 8 little, 9 little kangaroos,
10 little kangaroos.

Activities


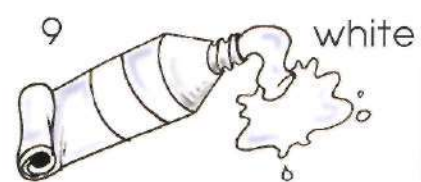

- 1 Listen and repeat.
- 2 Now, read the words.
- 3 Game. Your teacher starts a counting chain from 1-100 round the class. If you forget the next number, you're out of the game. The last one in is the winner.
- 4 Game. Work in two teams. Spell the cardinal/ordinal numbers your teacher reads. You get 1 point for each correct number you spell.
e.g. T: nine
Team A S1: N - I - N - E
T: Very good! 1 point for Team A.
- 5 Sing the song!


1, 3, 5, 7, etc odd numbers
2, 4, 6, 8, etc even numbers
+ plus
- minus
x times
÷ divided by
= equals



THE BASICS

Colours





Activities

- 1 Listen and repeat.
- 2 Now, read the words.
- 3 Colour the van purple, the umbrella pink, the train yellow and the doll orange.
- 4 Memory game. Work in two teams. Look at the picture for two minutes then close your books. Do you remember the colour of:

the box?	the lamb?
the hat?	the train?
the kite?	the apples?
the cat?	the boat
the frog?	the doll?
the ball?	the van?


You get 1 point for each correct answer. The first team to get 7 points wins.

e.g. T: What colour is the box?

Team A S1: Pink

T: Correct! 1 point for Team A.

- 5 Sing the song!



The Rainbow Song

Blue and orange and pink and green.

Yellow and purple and red.

I can see a rainbow,

See a rainbow,

Up above my head.

PEOPLE

Describing People

THE FACE

1



forehead

2



cheek

3



chin

4



ear

5



eye

6



nose

7



nostril

8



mouth

9



freckles

10
12



beard

11



moustache

12



dimple

13



wrinkles

14



jaw



Ben's grandma



Ben's grandpa



Ben's mum



Ben's dad

My face

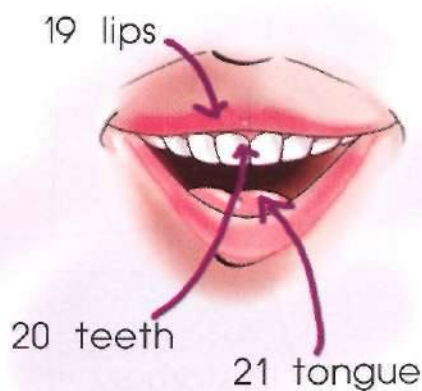
Touch my face,
Touch my nose,
Touch my eyes,
And eyebrows.
Touch my ears,
Touch my chin.
Now you know,
What I mean!



Ben's sister



Ben



HAIR

22



black

23



blond(e)

24



brown

25



fair

26



ginger

27



grey

28



bald

29



long

30



short

31



straight

32



wavy

33







curly

34



fringe

Activities

- 1  Listen and repeat.
- 2  Now, read the words.
- 3  Game. Stand up. Touch the different parts of your face your teacher says. If you touch the wrong part of your face, you must sit down. The last student left standing up is the winner.
e.g. T: Touch your chin.
(The student touches his nose.)
T: Sorry, Sam, that's not your chin. That's your nose. Sit down, please. etc
- 4  Sing the song!

PEOPLE

The Body

1 hand

17 finger

18 knuckle

16 thumb

19 fingernail

15 wrist

20 palm

2 arm

14 head

3 armpit

13 chest

4 waist

12 stomach

5 hip

11 thigh

6 calf

10 knee

9 shin

7 foot

8 toenail


Head, Shoulders, Knees and Toes

Head, shoulders, knees and toes,
Knees and toes.

Head, shoulders, knees and toes,
Knees and toes.

And eyes and ears and mouth
And nose.

Head, shoulders, knees and toes,
Knees and toes.



Activities

- 1 Listen and repeat.
- 2 Now, read the words.
- 3 Close your books. Can you say the parts of the body/hand/leg?
- 4 Game. Stand up. Touch the different parts of your body your teacher says. If you touch the wrong part, you must sit down. The last student left standing up is the winner.

e.g. T: Touch your knee.
 (The student touches her elbow)
 T: Sorry, Lucy, that's not your knee. That's your elbow. Sit down, please. etc

- 5 Sing the song!

1



belt

2



blouse

3



a pair of boots

4



bracelet

5



dress

6



dressing gown

7



earrings

8



glasses

9



handbag

10



hat

11



a pair of high-heeled shoes

12




jacket

13







necklace






- 14  ring
- 15  shirt
- 16  a pair of shoes
- 17  skirt
- 18  suit
- 19  tie
- 20  a pair of trousers

Activities

- 1  Listen and repeat.
- 2  Now, read the words.
- 3  Look at the picture. Which are accessories? Women's clothes? Men's clothes? Which clothes can both men and women wear?
- 4  Two things from the list are not in the picture. Can you find them?

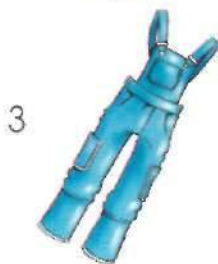
- 5  Game. Your teacher starts a chain round the class. Repeat the last word and add a new one. If you break the chain, you're out of the game. The last one in is the winner.
e.g. T: *In the room, there's a dress.*
S1: *In the room, there's a dress and a shirt.*
S2: *In the room, there's a shirt and ... etc*



1 swimming trunks



2 cardigan



3 a pair of dungarees



4 gloves



5 a pair of jeans



6 jumper



7 leggings



8 nightie



9 pyjamas




10 raincoat




11 scarf



12 a pair of shorts





13  a pair of socks

14  sweatshirt

15  tracksuit






16  a pair of trainers

17  T-shirt

18  vest

19  a pair of wellingtons

Activities

- 1  Listen and repeat.
- 2  Now, read the words.
- 3  Look at the picture. What are Ben and Vicky wearing today?
- 4  What are you wearing today?
- 5  Game. Work in two teams. The teacher writes the name of a student on a piece of paper. Each team takes turns to ask about what that student is wearing. If your team finds who it

is, you get 1 point. The first team to get 5 points wins.

e.g. T: (John)

Team A S1: Is he/she wearing jeans?

T: Yes.

Team B S1: Is he/she wearing a jacket?

T: No.


Team A S2: Is he/she wearing a T-shirt?

T: Yes.

Team B S2: Is it John?

T: Yes. Excellent!

1 point for Team B.





Ben's

1



grandparents

2



grandpa

3



grandma

4



parents

5



dad

6



mum

7



sister

8



uncle

9



aunt

10



cousin

27 adult

28 middle-aged person

29 senior citizen



Andrew's

11



son

12



daughter

13



grandchildren

14



grandson

15



granddaughter



Jenny's

16



brother

17



children

18



nephew

19



niece

20



married

21



single

Activities

1



Listen and repeat.

2



Now, read the words.

3



Look at the picture. Who are the people in the family tree?

e.g. *Mary Simpson is John's mother.*

4



Game. Your teacher says names from the family tree. Take it in turns to say how these people are related to Ben and Vicky. You get 1 point for each correct answer. The student with the most points is the winner.

e.g. *T: Helen**S1: She's Ben and Vicky's aunt.**T: Good! 1 point for...*

5



What about your family? What are their names?

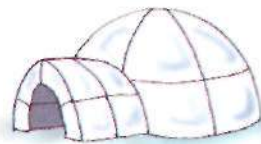
TYPES OF HOMES



20 houseboat

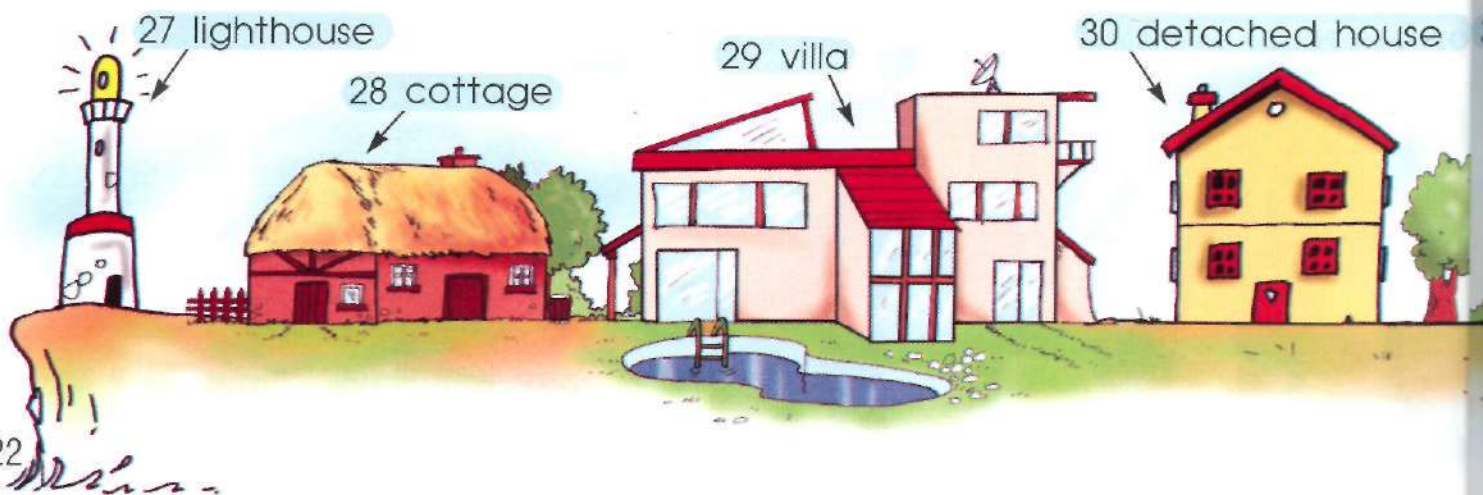
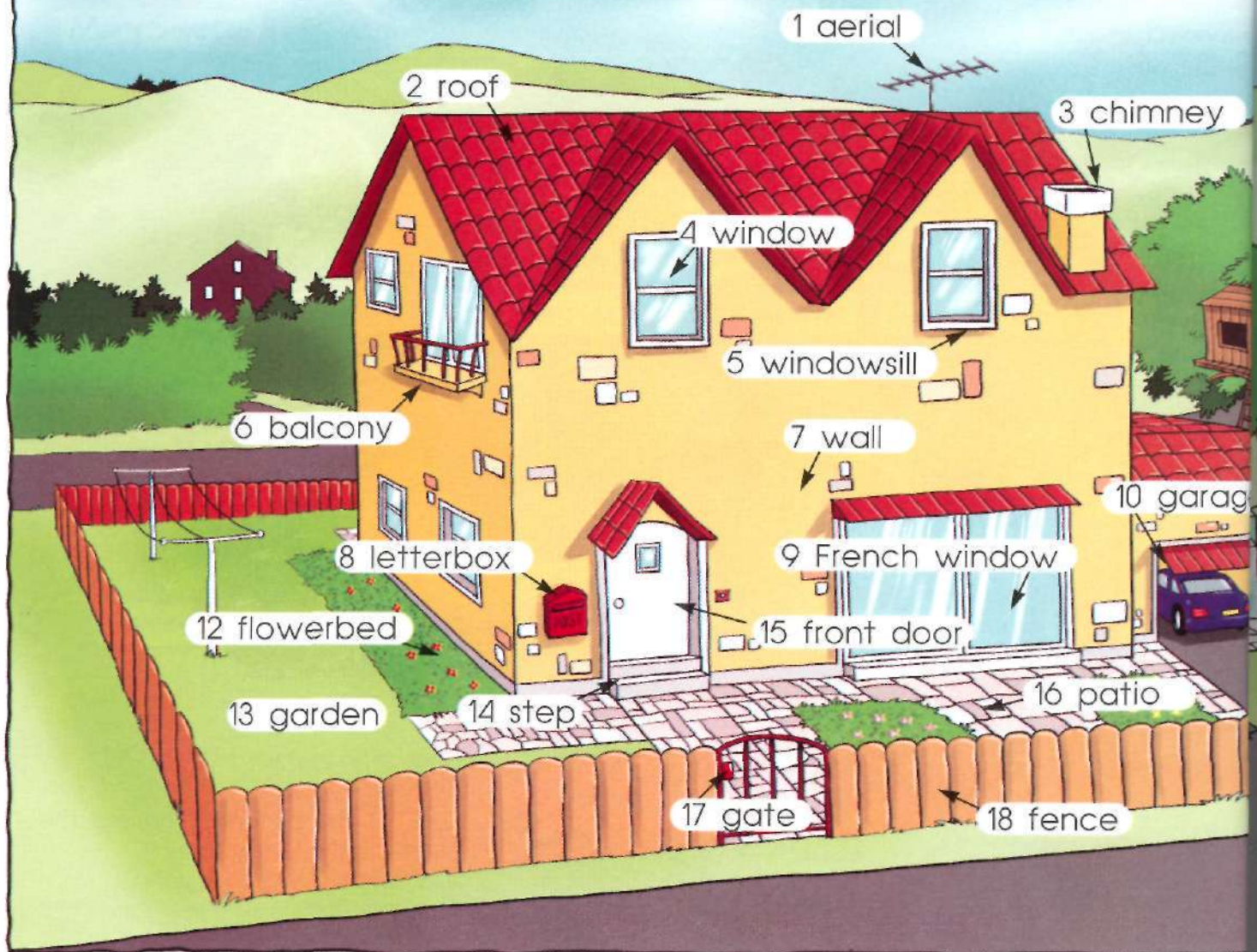


21 castle



22 igloo

On the Outside






23 wigwam




24 tent



25 camper van



26 cave




11 greenhouse

19 driveway

Activities

- 1 Listen and repeat.
- 2 Now, read the words.
- 3 What things has your house got on the outside?
- 4 Memory game. Work in two teams. Look at the picture for two minutes, then close your books. How many things can you remember? The team that can remember the most wins.
e.g. T: OK, Team A, what things can you remember?
Team A S1: A patio, and a wall.
T: Good. 2 points for Team A.


34 skyscraper



33 block of flats



32 terraced houses



31 semi-detached houses



HOME

- 1  door
- 2  table
- 3  chair
- 4  cupboard
- 5  clock
- 6  bin
- 7  sink
- 8  ironing board
- 9  iron
- 10  kettle
- 11  toaster
- 12  microwave
- 13  cooker/oven
- 14  freezer/fridge

24

In the Inside I

THE KITCHEN



- | | |
|--|---|
| 15  dishwasher | 21  CD player |
| 16  washing machine | 22  CD |
| 17  vacuum cleaner | 23  lamp |
| 18  television/TV | 24  telephone |
| 19  video recorder | 25  vase |
| 20  video cassette | 26  photograph |

THE LIVING ROOM



Activities

- 1 Listen and repeat.
- 2 Now, read the words.
- 3 Look at the picture. Can you find 3 things in the kitchen beginning with **c**? **t**? **v**?
- 4 Memory game. Work in two teams. Look at the picture for two minutes, then close your books. How many things can you remember? The team that can remember the most wins.
e.g. T: OK, Team A, what things can you remember?
Team A S1: A table, a chair and a clock.
T: Excellent. 3 points for Team A.

27 picture

28 armchair

29 sofa

30 cushion

31 curtain

32 rug


33 coffee table

34 fireplace

HOME

In the Inside II

THE BEDROOM



1 bed



2 bedside table



3 wardrobe



4 bookcase



5 desk



6 drawer



7 chair



8 carpet



9 blanket



10 duvet



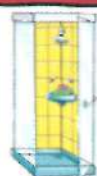
11 sheets



12 pillow



13 bath



14 shower



15 washbasin



16 toilet



17 tap



18 mirror



19 bathmat



20 plug



21 a roll of toilet paper




22 towel



23 a bar of soap








24 a bottle of shampoo



THE BATHROOM

- 25  sponge
- 26  toothbrush
- 27  a tube of toothpaste
- 28  brush
- 29  comb
- 30  floor






Activities


-  Listen and repeat.
-  Now, read the words.
-  Look at the picture. What can you see in the bedroom/bathroom?
-  Look at the picture again. Can you find 4 things in the bedroom beginning with **b** and 4 things in the bathroom beginning with **t**?
-  Memory game. Work in two teams. Look at the picture for two minutes, then close your books. How many things can you remember? The team that can remember the most wins.
e.g. T: OK, Team A, what things can you remember?
Team A S1: A bed, a desk and a pillow.
T: Good! 3 points for Team A.

THINGS IN THE GARDEN



Activities

- 1  Listen and repeat.
- 2  Now, read the words.
- 3  Look at the picture. Can you find a butterfly, a hosepipe, a ladder, a tree house and a bird?
- 4  Memory game. Work in two teams. Look at the picture for two minutes, then close your books. How many things can you remember? The team that can remember the most wins.
e.g. T: OK, Team A, what things can you remember?
Team A S1: A ladder and a frog.
T: Good! 2 points for Team A.
- 5  Sing the song!



Bees and bats and snails

Bees and bats and snails,
All have got no tails.
But foxes, worms and moles,
Live in nice warm holes! (2)

TREES

- 11  leaf
- 12  branch
- 13  tree trunk

PLANTS

- 14  daffodil
- 15  grass
- 16  nettle
- 17  rose

ANIMALS

- 18  bee
- 19  bat
- 20  butterfly
- 21  caterpillar
- 22  centipede
- 23  fox
- 24  frog
- 25  hedgehog
- 26  mole
- 27  bird
- 28  snail
- 29  worm

FOOD















FRUIT

- 1  apple
- 2  banana
- 3  cherries
- 4  coconut
- 5  grapefruit
- 6  grapes
- 7  lemon
- 8  orange
- 9  peach
- 10  pear
- 11  pineapple
- 12  plum
- 13  strawberry
- 14  tangerine
- 15  watermelon

At the Supermarket



VEGETABLES

- | | | | |
|--|-------------|--|----------|
| 16  | aubergine | 23  | cucumber |
| 17  | broccoli | 24  | lettuce |
| 18  | cabbage | 25  | mushroom |
| 19  | carrot | 26  | onion |
| 20  | cauliflower | 27  | pepper |
| 21  | celery | 28  | potato |
| 22  | courgette | 29  | tomato |



Activities

- 1 Listen and repeat.
- 2 Now, read the words.
- 3 Look at the picture. What fruit/vegetables/ dairy products can you see?
- 4 What is your favourite food? What food don't you like?
- 5 Game. Your teacher says a type of food and you give an example of that food. You get 1 point for each correct answer. The first team to get 10 points wins.
e.g. T: Vegetable.
Team A S1: Cucumber.
T: Good! 1 point for Team A.
- 6 Sing the song!

🎵 One potato, two potatoes 🎵

One potato, two potatoes, three potatoes, four. Five potatoes, six potatoes, seven potatoes, more!

DAIRY PRODUCTS



- 30 butter
- 31 cheese
- 32 cream
- 33 eggs
- 34 margarine
- 35 milk
- 36 yoghurt

FISH



- 37 tuna
- 38 salmon
- 39 cod

MEAT



- 40 chicken
- 41 lamb
- 42 steak

FOOD

OBJECTS

1  bottle

2  jug

3  glass

4  cup

5  mug

6  jar

7  teapot

8  plate

9  saucer

10  bowl

11  frying pan

12  saucepan

13  fork

14  knife

15  spoon

16  tray

17  tablecloth

In the Kitchen

18  napkin

19  straw

THE BASICS

20  flour

21  sugar

22  salt and pepper

23  olive oil

24  vinegar

25  spices

COOKING WORDS

26  bake

27  boil

28  fry

29  stir

30  slice

31  chop

32  pour

MEALS

33  breakfast




34  lunch

35  dinner





Activities






- 1  Listen and repeat.
- 2  Now, read the words.
- 3  Memory game. Work in two teams. Look at the picture for two minutes, then close your books. The teacher is going to tell you what the people are doing. Is it true or false? You get 1 point for each correct answer. The first team to get 5 points wins.
e.g. T: Ben is baking a cake.
Team A S1: False. Ben is pouring himself a glass of water.
T: Excellent! 1 point for Team A.

FOOD

A Party

- 1  barbecue
- 2  baked potato
- 3  burger
- 4  salad
- 5  pasta
- 6  roast chicken


PARTY SNACKS

- 7  sandwich
- 8  pizza
- 9  chips
- 10  popcorn
- 11  crisps
- 12  peanuts

DESSERTS


- 13  birthday cake
- 14  jelly
- 15  sweets
- 16  biscuits

Happy Birthday!
Happy Birthday to you,
Happy Birthday to you,
Happy Birthday dear Vicky,
Happy Birthday to you.








DRINKS

- 17  coffee
- 18  coke
- 19  juice



Activities

- 1  Listen and repeat.
- 2  Now, read the words.
- 3  Look at the picture. What's on the barbecue and the two tables? What's the dog eating?
- 4  Game. Your teacher starts a chain round the class. Each student adds a word. If you forget what the others before you said, you're out. The last one in is the winner.
e.g. T: At my party we ate pizza.
S1: At my party we ate pizza and burgers.
S2: At my party we ate pizza, burgers and ... etc.
- 5  Sing the song!

20



lemonade

21



milkshake

22



tea

23












water


TIME

What's the time?

- 1  one o'clock
- 2  five past one
- 3  ten past one
- 4  (a) quarter past one
- 5  twenty past one
- 6  twenty-five past one
- 7  half past one
- 8  twenty-five to two
- 9  twenty to two
- 10  (a) quarter to two
- 11  ten to two
- 12  five to two



- 13  day
- 14  night
- 15  12 → 12
- 16  12 → 12
- 17  midday
- 18  midnight
- 19  watch
- 20  clock



🎵 What's the time? 🎵

What's the time?
Half past eight.
Go to school.
Don't be late!

What's the time?
Half past ten.
Out to play.
Come on, Ben!

What's the time?
Half past one.
Time to eat for everyone!









What's the time?
Half past three.
Let's go home.
Now we're free!

Activities

- 1 Listen and repeat.
- 2 Now, read the words.
- 3 What time do you...
- wake up?
- go to school?
- have breakfast/lunch/dinner?
- go to bed?
e.g. *I wake up at 8 o'clock.*
- 4 Game. Work in two teams. Look at the time your teacher draws on the board and say what time it is. You get 1 point for each correct answer. The first team to get 5 points is the winner.
e.g. *(Teacher draws clock face on board showing 5:15.)*
T: *What's the time?*
Team A S1: *It's a quarter past five.*
T: *Correct! 1 point for Team A.*
- 5 Sing the song!

21 clock face

22 hands

	10th Monday	11th Tuesday	12th Wednesday	13th Thursday	14th Friday	15th Saturday	16th Sunday
8:00							
9:00							
10:00							
11:00							
12:00							
13:00	LUNCHTIME						Lunch with Grandparent
14:00							
15:00							
16:00							
17:00	Swimming 			Swimming 	Go to Lucy's House		
18:00	Dancing 	Homework 	Homework			Cinema 	
19:00							
20:00							

THE SEVEN DAYS OF THE WEEK

- 1 Monday
- 2 Tuesday
- 3 Wednesday
- 4 Thursday
- 5 Friday
- 6 Saturday
- 7 Sunday


8 weekdays

9 weekend


10 a fortnight 2 weeks

11 a date June 15th

12 in the morning 

13 in the afternoon 

14 in the evening 

15 at night 



🎵 The days of the week 🎵

Monday's child hits first base,
Tuesday's child wins the race,
Wednesday's child is never slow,
Thursday's child has far to go,






Friday's child is very good,
Saturday's child always could,
Sunday's child is happy and sunny,
Sing this song, it's very funny!

16 today 10th 11th 12th
Monday Tuesday Wednesday

17 yesterday 10th 11th 12th
Monday Tuesday Wednesday

18 tomorrow 10th 11th 12th
Monday Tuesday Wednesday

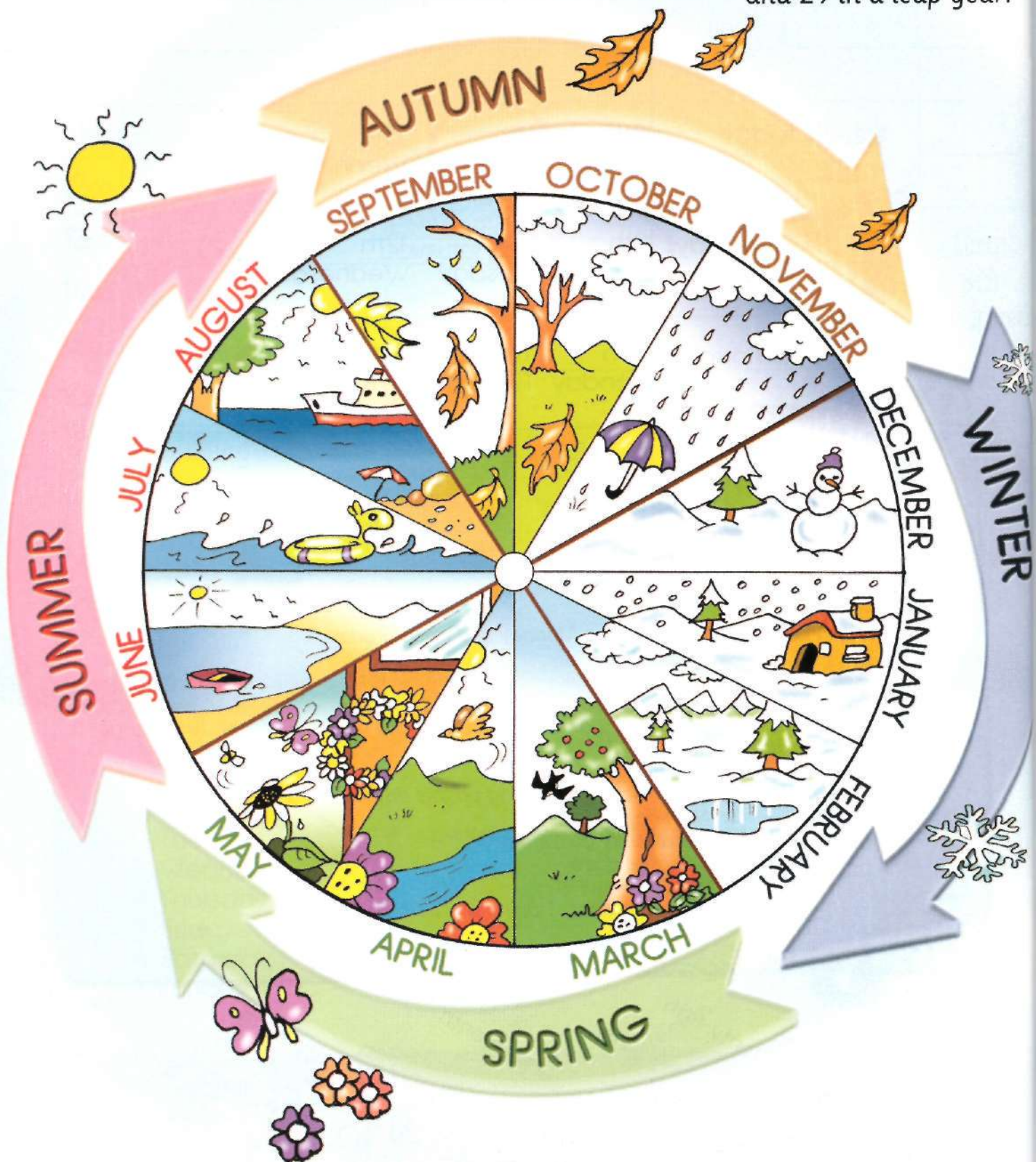
Activities

- 1  Listen and repeat.
- 2  Now, read the words.
- 3  Look at Vicky's timetable. When does she...
 - go swimming/dancing/to the cinema/computer class?
 - do her homework?
 e.g. Vicky goes swimming **on** Monday and **on** Thursday.
- 4  Game. Work in two teams. Your teacher writes the name of a day from Vicky's timetable on a piece of paper. Each team takes turns to ask questions and find which day it is. You get 1 point for each correct answer. The first team to get 3 points is the winner.
 e.g. T: (Monday)
 Team A S1: Does Vicky go dancing on this day?
 T: No, she doesn't.
 Team B S1: Does Vicky go swimming?
 T: Yes, she does.
 Team B S1: Is it Monday?
 T: Yes. Excellent. 1 point for Team B.
- 5  Sing the song!



🎵 The year 🎵

30 days has September,
April, June and November.
All the rest have 31,
But February has 28
and 29 in a leap year!



THE MONTHS

- | | |
|------------|-------------|
| | 6 June |
| | 7 July |
| 1 January | 8 August |
| 2 February | 9 September |
| 3 March | 10 October |
| 4 April | 11 November |
| 5 May | 12 December |

THE SEASONS

- | | |
|-----------|-----------|
| 13 Spring | 15 Autumn |
| 14 Summer | 16 Winter |

TIME

- | | |
|---------------|------------|
| 17 year | 365 days |
| 18 leap year | 366 days |
| 19 decade | 10 years |
| 20 century | 100 years |
| 21 millennium | 1000 years |

SIGNS OF THE ZODIAC



22 Aries
(21 March-20 April)



23 Taurus
(21 April-20 May)



24 Gemini
(21 May-20 June)



25 Cancer
(21 June-20 July)



26 Leo
(21 July-22 August)



27 Virgo
(23 August-22 September)



28 Libra
(23 September-22 October)



29 Scorpio
(23 October-21 November)



30 Sagittarius
(22 November-20 December)



31 Capricorn
(21 December-20 January)



32 Aquarius
(21 January-19 February)



33 Pisces
(20 February-20 March)

Activities

- Listen and repeat.
- Now, read the words.
- Close your books. Which months begin with **J**? **A**? When is your birthday? Which is your most/least favourite season?
- Game. Start a chain round the class saying the months of the year. Each student says a month. If you forget which month is next, you're out. The last one in is the winner.
- Game. Work in two teams. Your teacher says a student's name, sign and the day of their birthday. Can you guess what month the student was born? You get 1 point for each correct answer. The first team to get 7 points wins.
e.g. T: John, Aries, the 4th.
Team A S1: John's birthday is in April.
T: Excellent! 1 point for Team A.
- Sing the song!

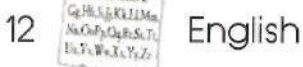
SCHOOL

My School

SUBJECTS



Art



English



Geography



History



Languages



Maths



Music



Physical Education (PE)



Science

EDUCATION


20 nursery school




21 primary school







22 secondary school





Activities

- 1  Listen and repeat.
- 2  Now, read the words.
- 3  What subjects do you do at school? Which is your favourite subject? When do you have PE?
- 4  Memory game. Work in two teams. Look at the picture for two minutes, then close your books. How many rooms and subjects can you remember? The team that can remember the most wins.
e.g. T: OK, Team A, what rooms can you remember?
Team A S1: The classroom and the hall.
T: Good! 2 points for Team A.

VERBS

- 23  ask and answer

- 24  listen

- 25  read

- 26  think

- 27  speak

- 28  write

- 29  look

- 30  play

- 31  sing

SHAPES

- 32  circle

- 33  rectangle

- 34  square

- 35  triangle

SCHOOL

IN THE CLASSROOM

1



bell

2



board

3



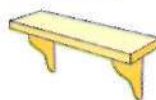
desk

4



bookcase

5



shelf

6



noticeboard

7



map

8



poster

9



computer

10



globe

11



chalk

12



paint

44

Ben's Classroom



17



paper

13



paintbrush

18



paperclip

14



glue

19



drawing pin

15



sticky tape

20



teacher

16




scissors

21



pupil








IN A SCHOOLBAG





- 22  pencil case
- 23  pencil
- 24  coloured pencils
- 25  pencil sharpener
- 26  pen
- 27  crayons
- 28  rubber
- 29  ruler
- 30  notebook
- 31  textbook
- 32  calculator
- 33  lunchbox

Activities





- 1  Listen and repeat.
- 2  Now, read the words.
- 3  Look at the picture. Can you find the glue? Where is the globe?
- 4  Look at the picture again. How many pupils/desks/computers can you see?
- 5  Memory game. Work in two teams. Look at the picture for two minutes, then close your books. How many things can you remember? The team that can remember the most wins.
e.g. T: OK, Team A, what things can you remember?
Team A S1: Desk, globe, pencil.
T: Excellent. 3 points for Team A.

In the Computer Room





Activities


- 1  Listen and repeat.
- 2  Now, read the words.
- 3  Have you got a computer?
Do you play games on your computer?
- 4  Memory game. Work in two teams. Look at the picture for two minutes, then close your books. How many things can you remember? The team that can remember the most wins.
e.g. T: OK, Team A, what things can you remember?
Team A S1: Modem, CD.
T: Good! 2 points for Team A.

MUSICAL INSTRUMENTS






Brass instruments

- 1  saxophone
- 2  trombone
- 3  trumpet

Percussion instruments

- 4  cymbals
- 5  drums
- 6  tambourine
- 7  triangle
- 8  xylophone

String instruments

- 9  cello
- 10  double bass
- 11  guitar
- 12  harp
- 13  violin



The Music Room







Wind instruments


- 14  clarinet
- 15  flute
- 16  harmonica
- 17  recorder


Keyboard instruments

- 18  piano
- 19  synthesizer

Activities

- 1  Listen and repeat.
- 2  Now, read the words.
- 3  Look at the picture. How many percussion/keyboard/ string instruments can you see? Which instrument is Ben/Vicky playing?
- 4  Game. Work in two teams. Your teacher mimes a musical instrument. Guess what it is. You get 1 point for each correct answer. The first team to get 5 points wins.
e.g. T: (mimes the piano)
Team A S1: It's the piano.
T: Correct. 1 point for Team A.

- 5  Sing the song!



OTHER MUSIC WORDS



The music man

Leader: I am a music man,
I come from far away,
And I can play.

All: What can you play?

Leader: I play the piano*.

All: Pi-a, pi-a, pi-a-no*,
Piano, piano*.

Pi-a, pi-a, pi-a-no*,
Pi-a, pi-a, piano*.

1 *I play the big drum.





*Boom-di, boom-di, boom-di-boom,
*Boom-di-boom, boom-di-boom.

2 *I play the trumpet.

*Toot-ti, toot-ti, toot-ti-toot,
*Toot-ti-toot, toot-ti-toot.



Activities

- 1  Listen and repeat.
- 2  Now, read the words.
- 3  Look at the picture. What do you want to be when you finish school?
- 4  Game. Your teacher says a letter of the alphabet. In teams, say a job beginning with that letter. Each correct answer gets 1 point.

The team with the most points wins.

e.g.

T: S

Team A S1: Singer

T: Good! 1 point for Team A.

- 5  Sing the song!



A sailor went to sea

A sailor went to sea, sea, sea,
To see what he could see, see, see,
But all that he could see, see, see,
Was the bottom of the deep blue
Sea, sea, sea.

HOBBIES

playing

1



chess

2



cards

3



a musical instrument

4



on the computer

5



with a toy

6



a computer game

listening

7



to music

8



to the radio

9



to a cassette

10



to a CD

reading

11



a book

12



a comic

writing

13



a letter

14



a postcard


watching

15





television

16



a video





Activities

- 1 Listen and repeat.
- 2 Now, read the words.
- 3 Memory game. Work in two teams. Look at the picture for two minutes, then close your books. How many hobbies and toys can you remember? The team that can remember the most wins!
e.g. T: OK, Team A, what hobbies can you remember?
Team A S1: Playing a computer game and painting.
T: Good. 2 points for Team A.
- 4 What are your hobbies? What do you like to do when you are with your friends?

collecting



TOYS



ACTIVITIES

At the Park

IN THE PLAYGROUND

1  bench

2  picnic table

3  ice-cream van

4  litter bin

5  juggler

6  sandpit

7  roundabout

8  slide

9  swing

10  see-saw

11  climbing frame

12  football pitch

13  goal

14  football

15  baseball bat


16  baseball


17  tennis racquet

18  tennis court






19  tennis

20  rollerblades





Activities

- 1  Listen and repeat.
- 2  Now, read the words.
- 3  Look at the picture. Can you find 3 things in the playground beginning with **s**?
- 4  Is there a park near you? What do you like to do there?
- 5  Game. A student chooses something in the picture. He/She helps the class find it by saying the first letter of the word. Each correct answer gets 1 point. The first student to get 5 points is the winner.
*e.g. S1: I spy with my little eye something beginning with **b**.*
S2: Is it a bench?
S1: No.
S3: Is it a baseball bat?
S1: Yes.
T: Good. 1 point for...



rollerblading

VERBS



skipping rope

27 play

football

29 go

cycling

baseball

rollerblading

tennis

skateboarding

hopscotch

skipping

in the sandpit



bike

28 have

a picnic

30 go on the roundabout

an ice cream

the slide

a sandwich

the swing

the see-saw

the climbing frame



cycling



hopscotch




ACTIVITIES

At the Sports Centre



basketball

- 1  basketball
- 2  basketball hoop
- 3  basketball court




gymnastics

- 4  bars
- 5  beam
- 6  rings

diving

- 7  diving board
- 8  ladder





badminton

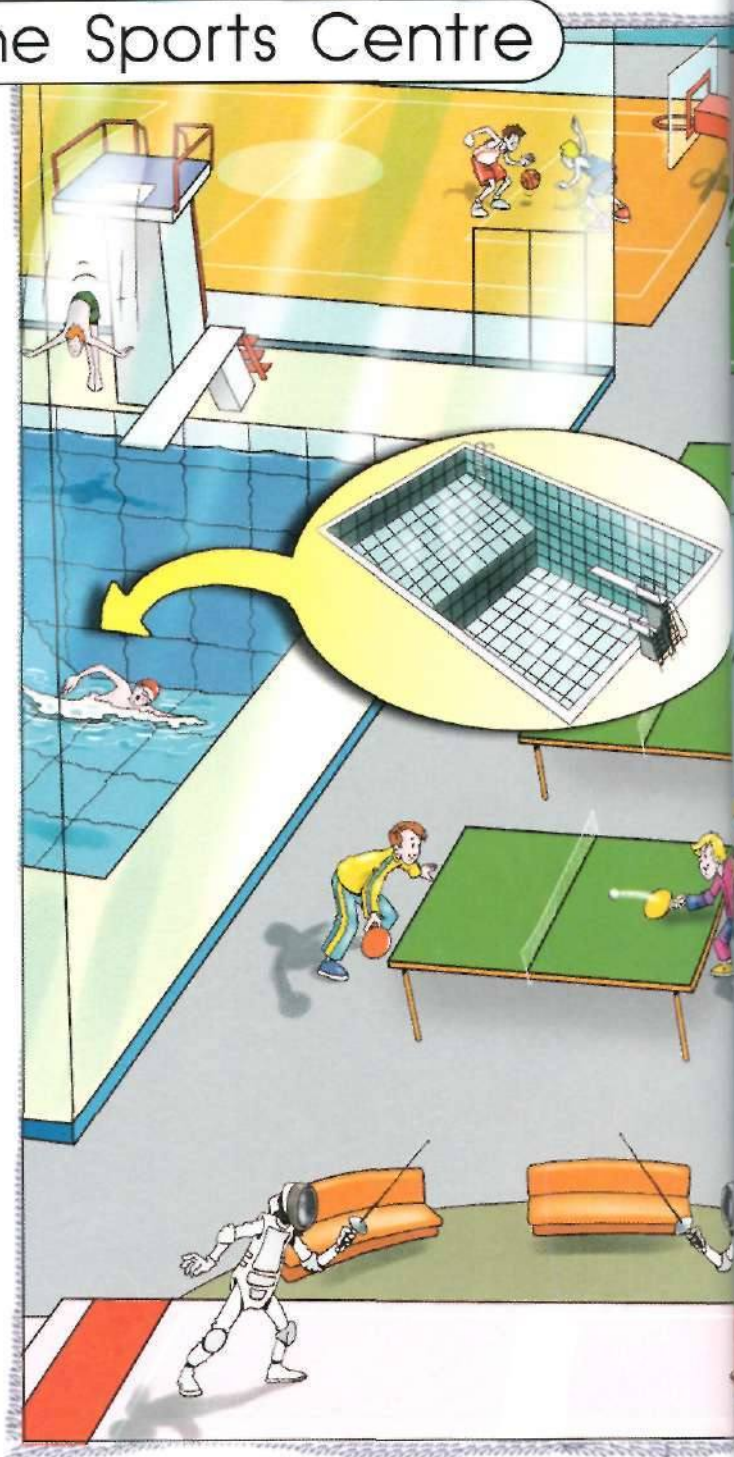
- 9  racquet
- 10  net
- 11  shuttlecock

swimming






- 12  swimming pool
- 13  goggles
- 14  swimming cap
- 15  armbands

table tennis

- 16  table tennis table
- 17  bat
- 18  ball
- 19  net



Activities

-  Listen and repeat.
-  Now, read the words.
-  Look at the picture. What is Vicky doing?
-  What is your favourite sport? What do you need to play/do it?
-  Game. Work in two teams. Your teacher says a word and you name the sport. You get 1 point for each correct answer. The first team to get 6 points wins.
e.g. T: Goggles.
Team A S1: Swimming.
T: Excellent! 1 point for Team A.

martial arts

27  practice mat

28  suit and belt

Verbs

ice-skating

20  ice-skates

21  ice rink

fencing

22  foil

23  mask

archery

24  bow

25  arrow


26  target

29 play basketball
table tennis
badminton

30 go diving
swimming
ice-skating

31 do fencing
archery
martial arts
gymnastics

At the Stadium





Activities

- 1
- 2
- 3



Listen and repeat.

Now, read the words.

Memory game. Work in two teams. Look at the picture for two minutes, then close your books. What can you remember? You get 1 point for each answer. The team that can remember the most wins!

e.g.

T: OK, Team A, what can you remember?

Team A S1: Gold medal.

T: Good. 1 point for Team A.

ACTIVITIES

EQUIPMENT

15  canopy

16  helmet

17  hang-glider

18  snowboard

19  hiking boots

20  rucksack

21  map

22  compass

23  rope

24  harness

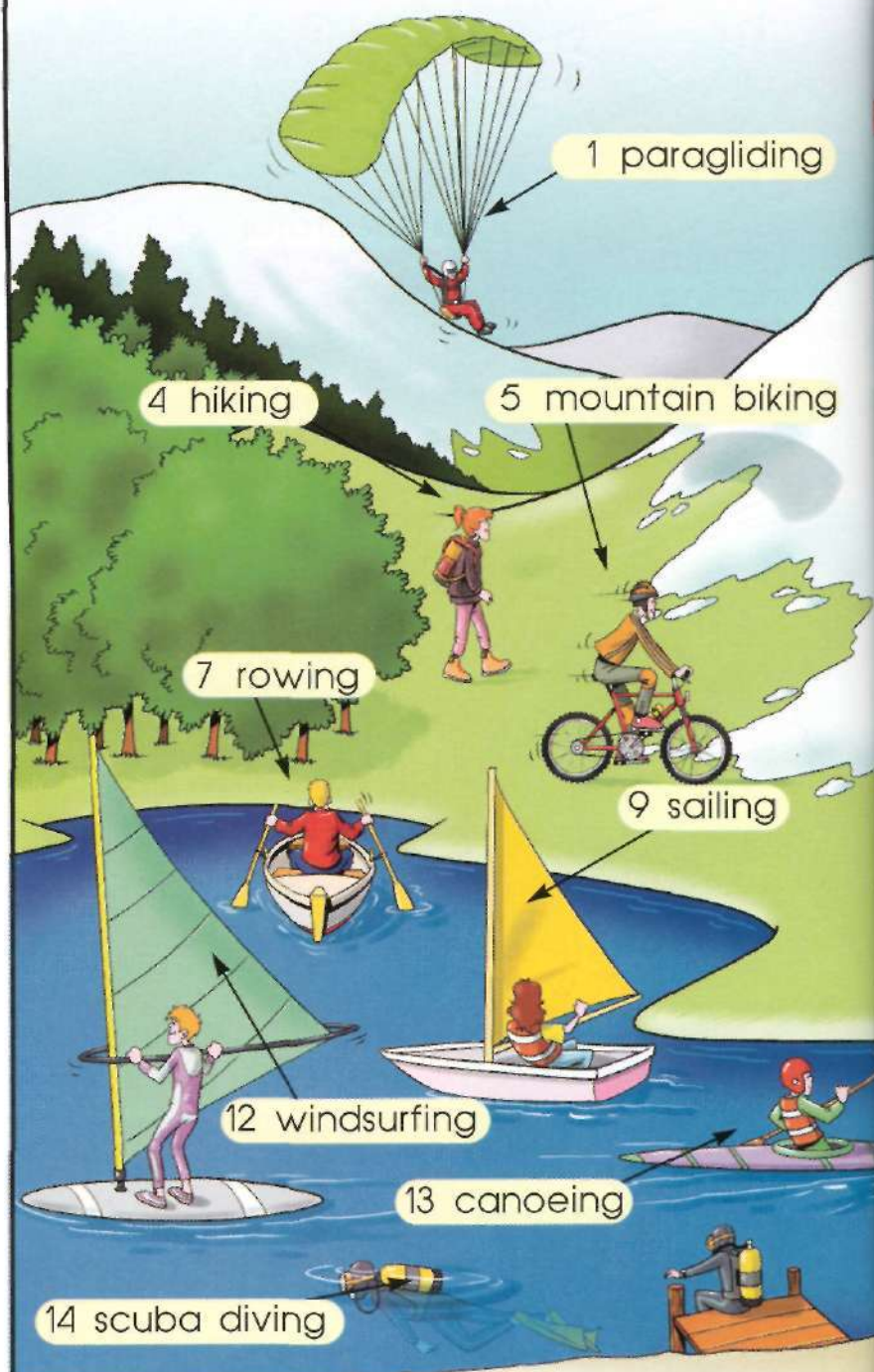
25  mountain bike



26  skis

27  ski poles

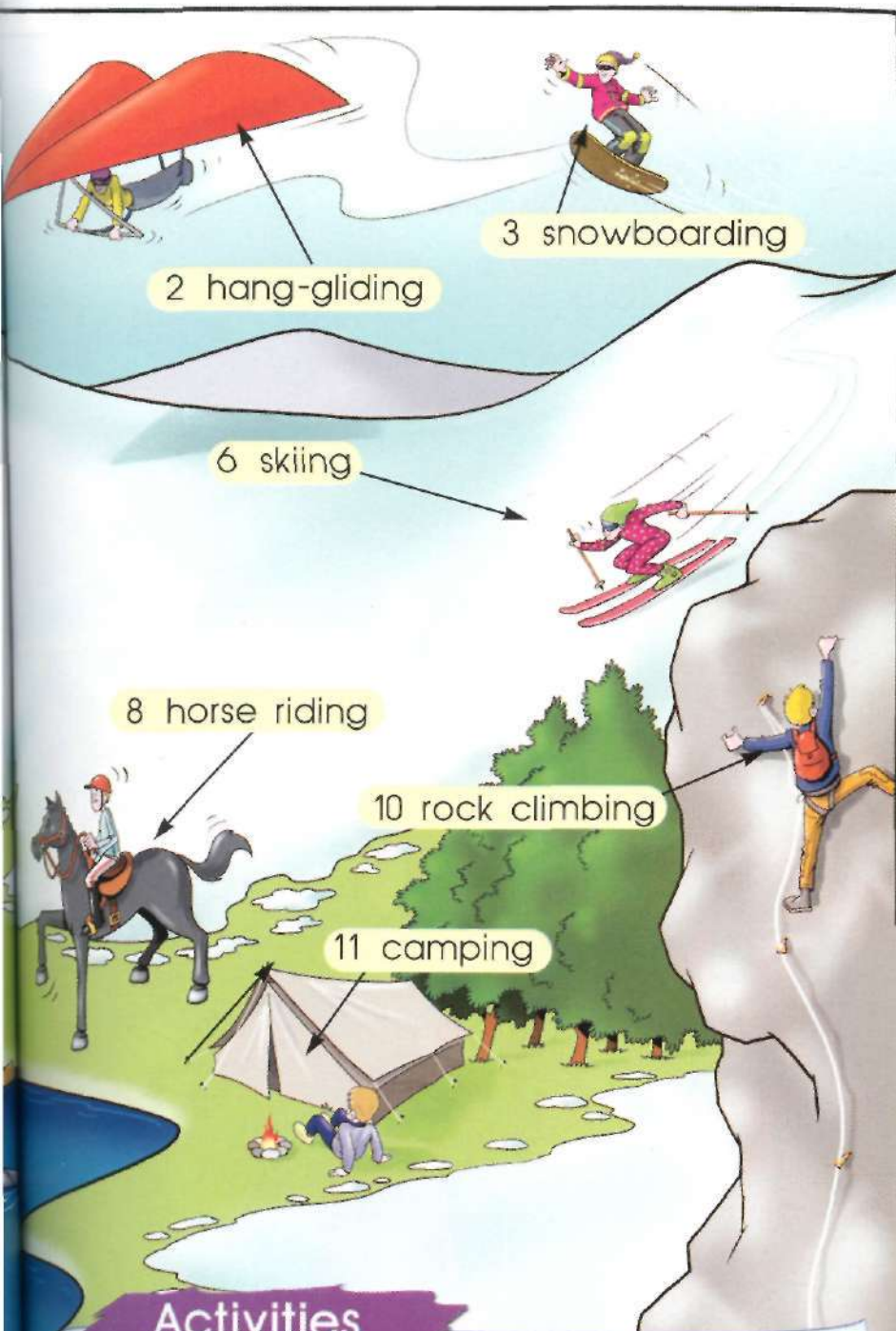
28  ski boots

Outdoor Activities



 I can climb a mountain 

I can climb a mountain, I can ride a bike,
Hey, I can run, I can jump, I can play.
I can row a boat, I can ride a horse,
Hey, I can run, I can jump, I can play.



Activities

- 1 Listen and repeat.
- 2 Now, read the words.
- 3 Game. Work in two teams. Your teacher says a piece of equipment and you name the sport. You get 1 point for each correct answer. The first team to get 6 points wins.
e.g. T: Paddle.
Team A S1: Canoeing.
T: Good! 1 point for Team A.
- 4 Which sports do you like best? Which sports do you do?
- 5 Sing the song!

- 29 boat
- 30 oars
- 31 sail
- 32 life jacket
- 33 reins
- 34 saddle
- 35 windsurfer
- 36 canoe
- 37 paddle
- 38 tent
- 39 sleeping bag
- 40 foam mat
- 41 camping stove
- 42 oxygen cylinder
- 43 wetsuit
- 44 flippers
- 45 mask

Pets

♪ Bruno the dog ♪

Leader: There was a girl who had a dog,
And Bruno was his name-o,


All: B-R-U-N-O,
B-R-U-N-O,
B-R-U-N-O,
And Bruno was his name-o.

PETS

1  budgie

2  cat


3  dog

4  goldfish

5  hamster

6  mouse

7  rabbit


8  canary

9  lizard

10  tortoise



FEATURES

11  scales

12  fin

13  fur

14  paw

15  whiskers


16  tail

17  claw

18  beak

19  feather

20  wing







PET HOMES

- 21  fish bowl
- 22  aquarium
- 23  cat basket
- 24  cage
- 25  kennel

PET FOOD
















- 26  bones
- 27  dried food
- 28  wet food
- 29  seeds

Activities


- 1  Listen and repeat.
- 2  Now, read the words.
- 3  Game. A student chooses something in the picture. He/She helps the class find it by giving them the first letter of the word. You get 1 point for each correct answer. The first student to get 5 points is the winner.
e.g. S1: I spy with my little eye something beginning with **c**.
S2: Is it a cat?
S1: Yes.
T: Good. 1 point for...
- 4  Sing the song!


ANIMALS


FARM ANIMALS

- 1  bull
- 2  cow
- 3  calf
- 4  billy goat
- 5  goat
- 6  kid
- 7  sheep
- 8  lamb
- 9  horse
- 10  foal
- 11  donkey
- 12  sheepdog
- 13  cockerel
- 14  chicken
- 15  chick

On the Farm



- 16  duck
- 17  duckling
- 18  goose
- 19  gosling
- 20  swan
- 21  crow
- 22  owl
- 23  bee
- 24  wasp
- 25  ant
- 26  ladybird
- 27  spider



Activities

- 1 Listen and repeat.
- 2 Now, read the words.
- 3 Look at the picture. Can you find a bee, a ladybird, a spider and an ant?
- 4 Memory game. Work in two teams. Look at the picture for two minutes, then close your books. How many animals can you remember? The team that can remember the most wins.
e.g. T: OK, Team A, which animals can you remember?
Team A S1: A donkey and a duck.
T: Good. 2 points for Team A.
- 5 Sing the song!

A FARMER'S JOBS

28 work in the fields

29 plant seeds

30 milk cows

31 feed chickens

32 drive a tractor

33 make scarecrows

Old MacDonald had a farm

Leader: Old MacDonald had a farm.
All: Ee-ai-ee-ai-o.
Leader: And on that farm he had a dog*.
All: Ee-ai-ee-ai-o.
Leader: With a woof-woof* here,
And a woof-woof* there.
Here a woof*,
There a woof*,
Everywhere a woof-woof*.
Old MacDonald had a farm.
All: Ee-ai-ee-ai-o.


- 1 *cow-mooh
- 2 *duck-quack
- 3 *sheep-bah


ANIMALS


At the Zoo

WILD ANIMALS

- 1  lion
- 2  tiger
- 3  panther
- 4  leopard
- 5  wolf
- 6  elephant
- 7  rhinocerus
- 8  hippopotamus
- 9  gorilla
- 10  orang-utan
- 11  monkey
- 12  bear
- 13  panda
- 14  koala
- 15  kangaroo



- 16  buffalo
- 17  giraffe
- 18  zebra
- 19  camel
- 20  antelope
- 21  deer
- 22  flamingo
- 23  ostrich
- 24  eagle
- 25  parrot
- 26  crocodile
- 27  alligator



28  snake

29  scorpion

FEATURES

30  antlers

31  hooves







32  hump

33  mane

34  trunk

35  tusks

Activities

- 1  Listen and repeat.
- 2  Now, read the words.
- 3  Look at the picture. Which animals have antlers/hooves/ a trunk?
- 4  Look at the picture again. Which wild animals can you not see?
- 5  Game. Your teacher starts a chain round the class. Each student adds a word. If you forget what the others before you said, you're out. The last one in is the winner!
e.g. T: In the zoo there are some elephants.
S1: In the zoo there are some elephants and zebras.
S2: In the zoo there are some elephants, some zebras and...
- 6  Sing the song!

The Elephant and the Monkey

I once met a beautiful bear,
Who lived in a warm dark lair.
Her name was Sue and what did we do?
We went to the Animal Fair.
A monkey fell out of his bunk.
And slid down the elephant's trunk.
The elephant sneezed and fell on his knees,
And that was the end of the monkey,
Monkey, monkey, monkey,
Monkey, monkey, monkey, monkey, monk.

Marine World

1 albatross

2 walrus

9 humpback whale

IN THE SEA

11 tuna fish

15 shark

16 eel

19 shipwreck

20 seaweed

21 seahorse

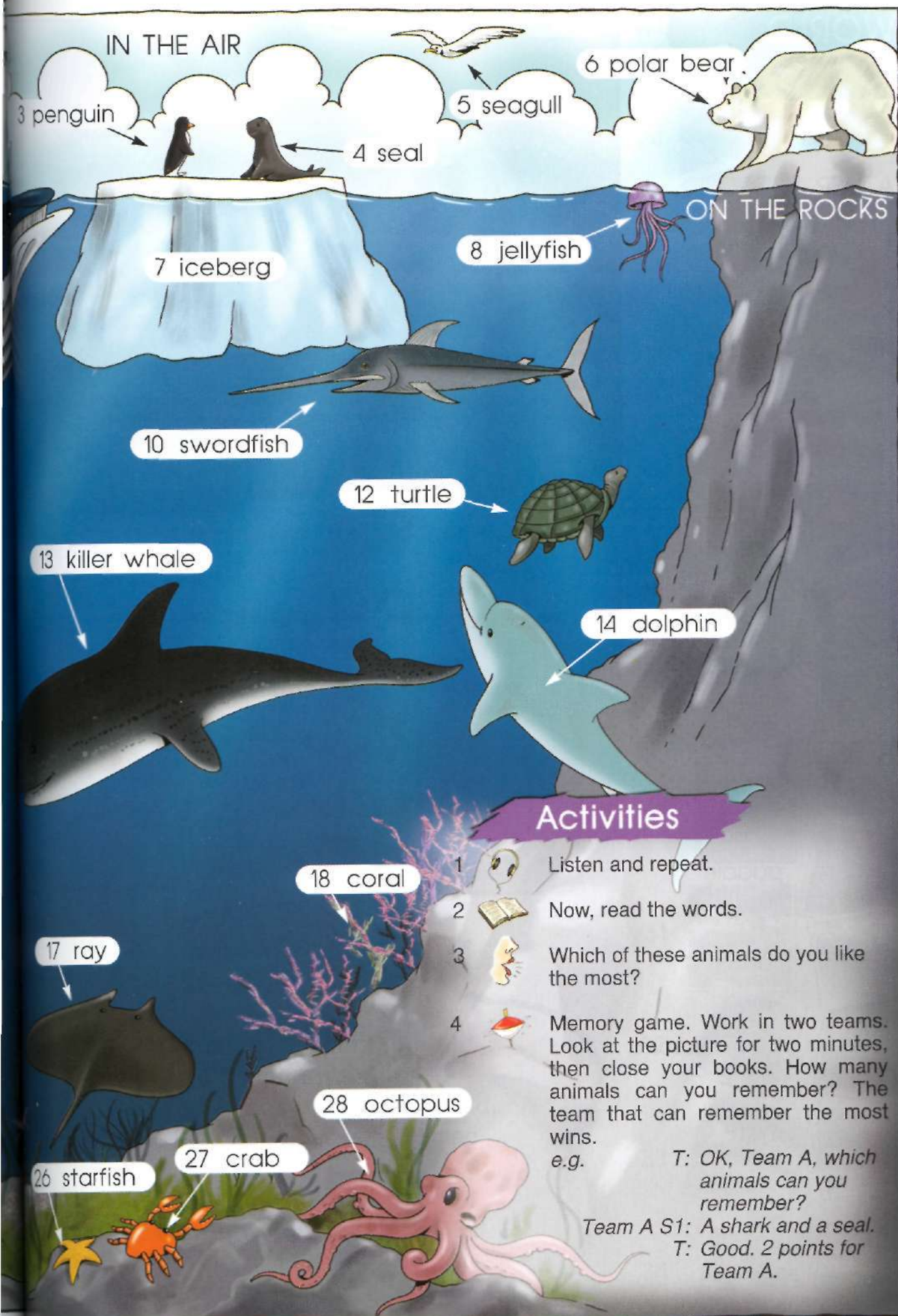
22 sea urchin

23 shell

25 shrimp

24 mussel

ON THE SEABED



Activities

- 1 Listen and repeat.
- 2 Now, read the words.
- 3 Which of these animals do you like the most?
- 4 Memory game. Work in two teams. Look at the picture for two minutes, then close your books. How many animals can you remember? The team that can remember the most wins.
e.g.

T: OK, Team A, which animals can you remember?

Team A S1: A shark and a seal.

T: Good. 2 points for Team A.

The Weather

WEATHER WORDS



1 sun



2 ray



3 sky



4 cloud



5 wind



6 rain



7 raindrop



8 puddle



9 lightning



10 thunderstorm



11 mist



12 hail



13 hailstorm

70



14



snow

15



snowflake

16



blizzard

17



ice

18



icicle

19



heatwave

20



temperature
(26 degrees Celsius)

21



thermometer

22



weather forecaster

23



weather forecast



Activities

- 1 Listen and repeat.
- 2 Now, read and the words.
- 3 What is the weather like today in your town/city?
What will it be like tomorrow?
- 4 Game. Work in two teams. Spell the words your teacher says. You get 1 point for each correct word you spell. The first team to get 5 points wins.
e.g. T: cold
Team A S1: C - O - L - D
T: Well done! 1 point for Team A.
- 5 Sing the song!

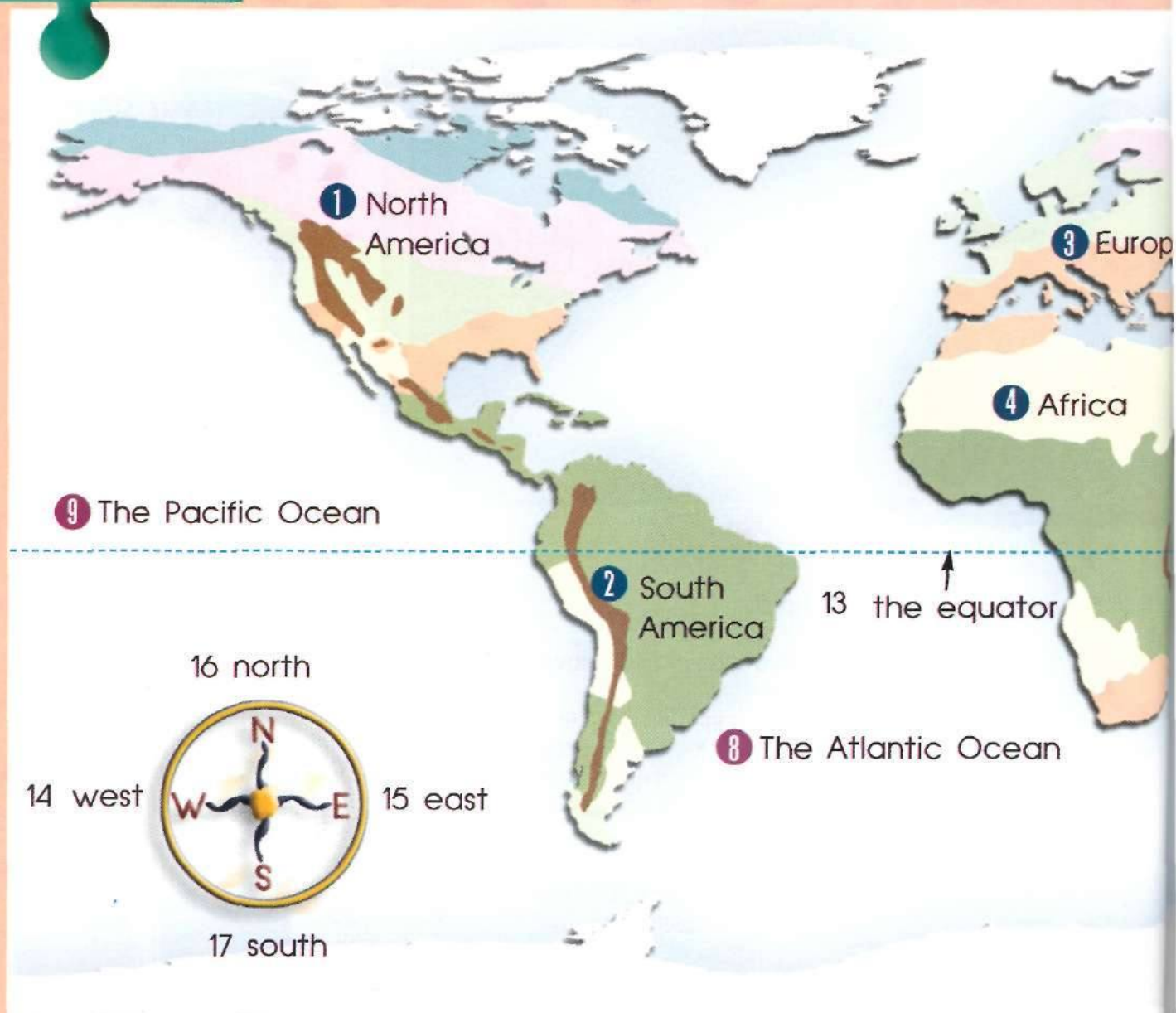
The Weather Song

It's raining, it's pouring,
The old man is snoring,
He went to bed and bumped his head,
And couldn't get up in the morning.

Rain, rain, go away.
Come again another day.
Rain, rain, go away.
Come again another day.

WEATHER CONDITIONS





TYPES OF CLIMATE

18 polar

-50°C
0°C



19 mountain

-20°C
20°C



20 tundra

-20°C
10°C








21 continental

-20°C
25°C



Activities

- 1  Listen and repeat.
- 2  Now, read the words.
- 3  In which continent is your country? What's the climate like in your country?
- 4  Look at the picture. How many continents/oceans are there?
- 5  Game. Your teacher says the name of a country. You name the continent it belongs to. You get 1 point for each correct answer. The first student to get 5 points wins.
e.g. T: France.
S1: Europe
T: Good! 1 point for...

CONTINENTS

- 1 North America
- 2 South America
- 3 Europe
- 4 Africa
- 5 Asia
- 6 Australia
- 7 Antarctica

OCEANS

- 8 The Atlantic Ocean
- 9 The Pacific Ocean
- 10 The Indian Ocean
- 11 The Arctic Ocean
- 12 The Antarctic Ocean



2 tropical

23 mediterranean

24 desert



40° C

-5° C

35° C

-3° C

52° C




NATURAL DISASTERS




15 drought



16 earthquake



17 flood



18 forest fire




19 hurricane



20 tidal wave



21 volcanic eruption



3 coast





4 lake

10 island


14 ocean








Activities

- 1  Listen and repeat.
- 2  Now, read the words.
- 3  Look at the pictures. Can you find 2 natural features beginning with **b** and 2 beginning with **c**?
- 4  Memory game. Work in two teams. Look at the picture for two minutes, then close your books. How many natural features and natural disasters can you remember? The team that can remember the most wins.
 e.g. T: OK, Team A, what natural features can you remember?
 Team A S1: Ocean and beach.
 T: Good. 2 points for Team A.

The Solar System



Activities

- 1  Listen and repeat.
- 2  Now, read the words.
- 3  Is the sun a planet or a star? Which planet is nearest to the sun? Which planet is furthest from the sun?
- 4  Game. Start a chain round the class saying the planets of our solar system. Each student says a planet. If you forget which planet is next, you're out. The last one in is the winner.
- 5  Game. Work in two teams. Spell the words your teacher says. You get 1 point for each correct word you spell. The first team to get 5 points wins.
e.g. *T: Mars*
Team A S1: M - A - R - S
T: Well done! 1 point for Team A.

2 Venus


1 Mercury

3 Earth

11 the Moon

10 the Sun

7 Uranus



2 aeroplane

3 airport

4 helicopter

5 coach

12 lorry

The wheels on the bus

The wheels on the bus go round and round,
 Round and round, round and round.
 The wheels on the bus go round and round,
 All day long.

1 The cars on the road go beep-beep-beep...

2 The boats on the sea go splash-splash-splash...

3 The planes in the air go zoom-zoom-zoom...

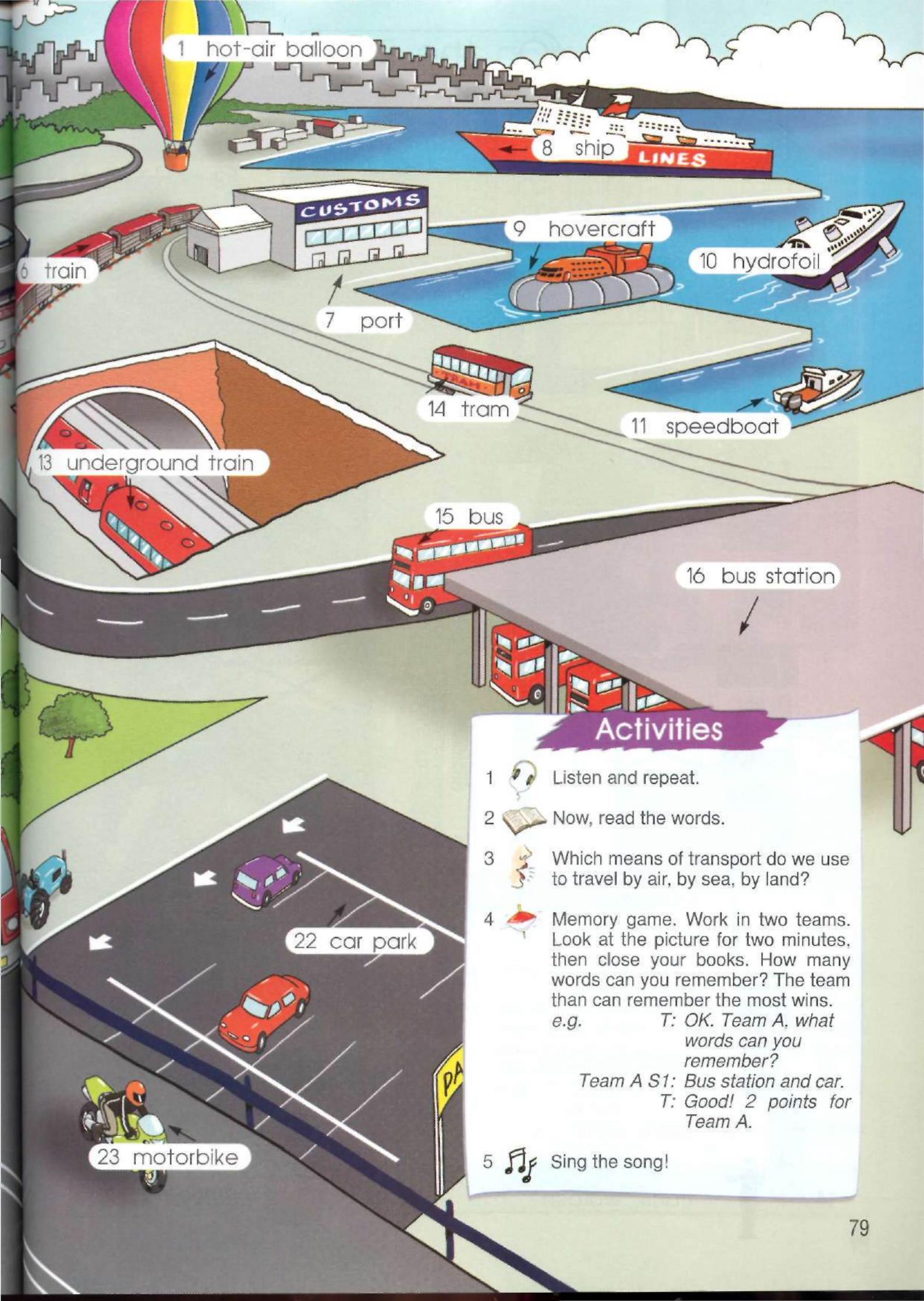
17 police car

18 fire engine

19 ambulance

20 caravan

21 car



1 hot-air balloon

8 ship

LINES

9 hovercraft

10 hydrofoil

6 train

7 port

14 tram






11 speedboat















13 underground train


15 bus


16 bus station

Activities

-  Listen and repeat.
-  Now, read the words.
-  Which means of transport do we use to travel by air, by sea, by land?
-  Memory game. Work in two teams. Look at the picture for two minutes, then close your books. How many words can you remember? The team than can remember the most wins.
e.g. T: OK. Team A, what words can you remember?
Team A S1: Bus station and car.
T: Good! 2 points for Team A.
-  Sing the song!




- 1  street/road
- 2  motorway
- 3  bridge
- 4  lane
- 5  road markings
- 6  pedestrian crossing
- 7  road sign
- 8  pavement
- 9  corner
- 10  lamp post
- 11  bus stop
- 12  telephone box
- 13  traffic light
- 14  traffic warden



- 15  petrol station
- 16  petrol pump
- 17  bonnet



Activities

- 1  Listen and repeat.
- 2  Now, read the words.
- 3  Game. Your teacher starts a chain round the class. Each student adds a word. If you forget what the others before you said, you're out. The last one in is the winner.
e.g. T: There is a petrol station in the picture.
S1: There is a petrol station and a lamp post in the picture.
S2: There is a petrol station, a lamp post and... etc.

18



boot

19



engine

20



number plate

OUR TOWN

Main Street

SHOPS AND BUILDINGS

JOB



18 baker



19 butcher



20 chemist



21 greengrocer




22 librarian








23 refuse collector




24 newsagent



Activities

- 1  Listen and repeat.
- 2  Now, read the words.
- 3  Look at the picture. Are there any of these shops and buildings near your home?
- 4  Game. Your teacher starts a chain round the class. Each student adds a word. If you forget what the others before you said, you're out. The last one in is the winner.
e.g. T: *There is a hotel in our town.*
S1: *There is a hotel and a butcher's in our town.*
S2: *There is a hotel, a butcher's and... etc.*
- 5  Game. Work in two teams. Spell the words your teacher says. You get 1 point for each correct word you spell. The first team to get 10 points wins.
e.g. T: *gym*
Team A S1: *G - Y - M*
T: *Good! 1 point for Team A.*



COMMUNITIES



25 village



26 town



27 city



1 clothes shop

2 shoe shop

3 florist's

JOBS

21 shop assistant

20 optician

19 florist

22 travel agent

23 jeweller

24 hairdresser

8 escalator

11 optician's

12 jeweller's

13 fast food restaurant

17 phone booth

10 CD shop

9 card shop

KAREN

PAGES





4 hairdresser's

5 bookshop

6 lift

7 toy shop

Activities

- 1  Listen and repeat.
- 2  Now, read the words.
- 3  Is there a shopping centre where you live? What shops are in it? Do you like shopping there?
- 4  Game. A student chooses a shop/job in the picture. He/She helps the class find it by giving the first letter of the word. Each correct answer gets 1 point. The first student to get 5 points is the winner.
e.g. S1: I spy with my little eye something beginning with **b**.
S2: Is it a bookshop?
S1: Yes.
T: Good! 1 point for...

SUN TRAVEL

HEAVEN ISLAND
15 DAYS
£250.00

14 travel agent's

15 pet shop

MEGA V.I.D

Films
• ACTION
• THRILLER
• ROMANCE
• CARTOONS
• FICTION
• CLASSIC

16 video shop

18 information desk

At the Clinic

PEOPLE

1



doctor

2



dentist

3



surgeon

4



nurse

5



patient

MEDICAL WORDS

6



first aid kit

7



medical instruments

8



bandage

9



sticking plaster

10



injection

11



thermometer

12



medicine

13



prescription

14



pill

15



sling

16



cast

17



blood

18



stitches

19



X-ray

20




stretcher

21



wheelchair





RECEPTION



Miss Polly had a dolly






Miss Polly had a dolly
Who was sick, sick, sick
So she phoned for the doctor
To be quick, quick, quick.

The doctor came with his bag and his hat,
And he rapped at the door with a rat-tat-tat.

He looked at the dolly
And he shook his head
and he said, "Miss Polly,
Put her straight to bed."

He wrote on a paper for a pill, pill, pill.
"I'll be back in the morning with my bill, bill, bill".

Activities

- 1  Listen and repeat.
- 2  Now, read the words.
- 3  Who should you see if you have got toothache/earache?
- 4  Game. Work in two teams. Spell the words your teacher says. You get 1 point for each correct word you spell. The first team to get 5 points wins.
e.g. T: pill
Team A S1: P - I - L - L
T: Great! 1 point for Team A.
- 5  Sing the Song!

MEDICAL PROBLEMS

22



bruise

23



earache

24



headache

25



stomachache

26



toothache

27



sore throat

28




temperature

29




cut

1 big




2 small

3 blunt



4 sharp

5 cheap



6 expensive

7 clean



8 dirty

9 difficult

$$\frac{\sqrt{2x-4}}{2n} - \sqrt{\frac{3x}{2}} =$$

$$10 - 2 = 8$$

10 easy

11 empty



12 full

13 fast



14 slow

15 fat



16 thin

17 front



18 back

19 good



20 bad

21 hard




22 soft

23 heavy



24 light

25 here



26 there

27 high



28 low

29 hot



30 cold

31 left




32 right

33 light



34 dark

35 long



36 short

37 near



38 far

39 noisy



40 quiet

41 old



42 new

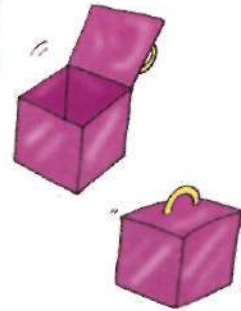


43 old-fashioned



44 modern

45 open



46 closed

47 right

$$2 \times 4 = 8$$

$$2 \times 4 = 13$$

48 wrong

49 rough



50 smooth

51 same



52 different

53 strong



54 weak

55 sweet



56 sour

57 top



58 bottom

59 true







60 false

61 young



62 old

Activities

-  Listen and repeat.
-  Now, read the words.
-  Game. Work in two teams. Your teacher says a word and you give its opposite. You get 1 point for each correct answer. The first team to get 10 points is the winner.
e.g. T: Big
Team A S1: Small
T: Good. 1 point for Team A.
-  Which words would you use to describe these pictures?

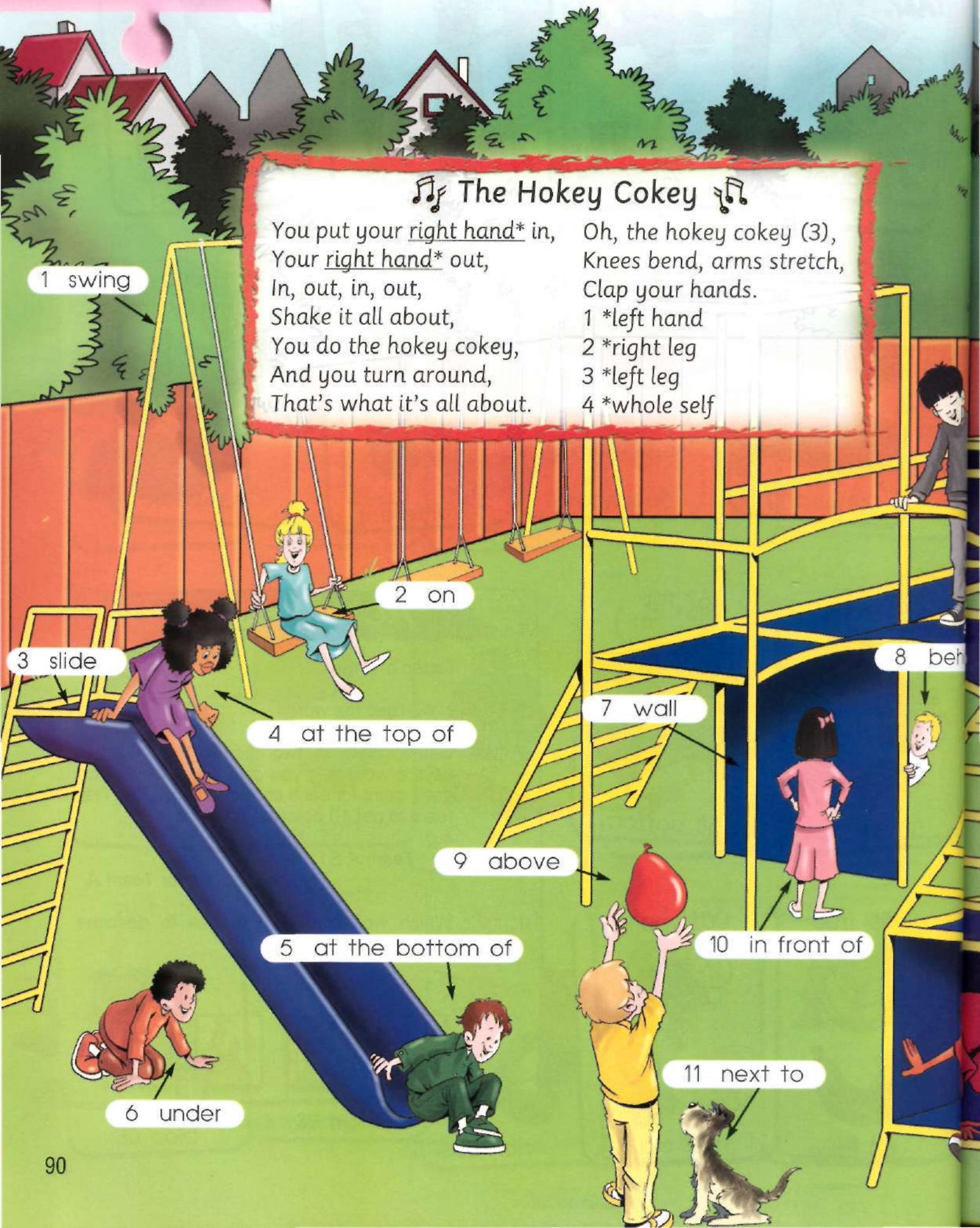


🎵 The Hokey Cokey 🎵






You put your right hand* in,
Your right hand* out,
In, out, in, out,
Shake it all about,
You do the hokey cokey,
And you turn around,
That's what it's all about.

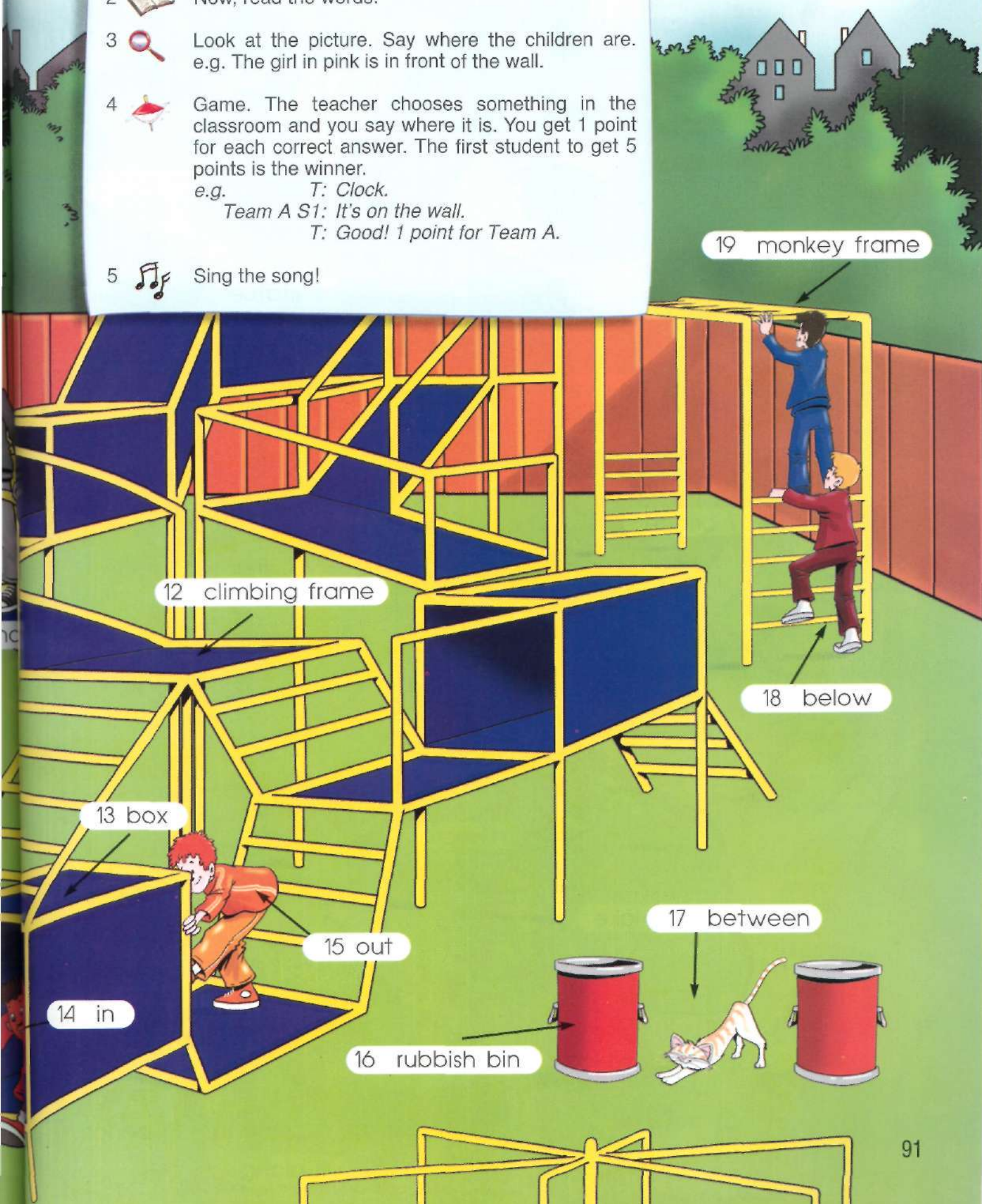
Oh, the hokey cokey (3),
Knees bend, arms stretch,
Clap your hands.

- 1 *left hand
- 2 *right leg
- 3 *left leg
- 4 *whole self





Activities

- 1  Listen and repeat.
- 2  Now, read the words.
- 3  Look at the picture. Say where the children are.
e.g. The girl in pink is in front of the wall.
- 4  Game. The teacher chooses something in the classroom and you say where it is. You get 1 point for each correct answer. The first student to get 5 points is the winner.
e.g. T: Clock.
Team A S1: It's on the wall.
T: Good! 1 point for Team A.
- 5  Sing the song!



In the Maze









21 out of

22 exit

16 fountain

17 round

Activities

- 1  Listen and repeat.
- 2  Now, read the words.
- 3  Look at the picture and talk about the children in it. e.g. A boy is going into the maze.
- 4  Game. Work in two teams. Your teacher chooses a word from the picture. You make a sentence with the word using the correct preposition. You get 1 point for each correct answer. The first team to get 5 points wins.

e.g.

T: Bench.

Team A S1: Bruno is jumping onto the bench.

T: Excellent! 1 point for Team A.

18 hill

20 down

19 up

WORDS

A Summer Camp





- | | | |
|----------------|------------------|-------------|
| 1 turn off | 10 brush | 19 stand up |
| 2 lift | 11 clean | 20 drink |
| 3 tie up | 12 sleep | 21 eat |
| 4 get up | 13 dream | 22 open |
| 5 wake up | 14 put away | 23 wash |
| 6 stretch | 15 wash up | 24 mop |
| 7 get dressed | 16 set the table | 25 turn on |
| 8 make the bed | 17 sweep | 26 hang up |
| 9 yawn | 18 sit down | |

Activities

- Listen and repeat.
- Now, read the words.
- Look at the picture. Say what is happening in the dormitory, the kitchen and the bathroom.
e.g. *In the dormitory a man is turning off the light.*
- Game. Work in two teams. Your teacher chooses a verb and mimes it. You guess which verb your teacher is miming. You get 1 point for each correct answer. The first team to get 5 points wins.
e.g. T: (mimes stretching)
Team A S1: Are you waking up?
T: No, I'm not.
Team B S1: Are you stretching?
T: Yes, I am. Good. 1 point for Team B.
- Sing the song!

The Mulberry bush

Here we go round the mulberry bush,
The mulberry bush, the mulberry bush,
Here we go round the mulberry bush,
On a cold and frosty morning.

This is the way we clean our teeth*,
Clean our teeth*, clean our teeth*,
This is the way we clean our teeth*,
On a cold and frosty morning.

- * comb our hair
- * wash our face

A School Fair





1	climb	9	wave	17	push
2	cycle	10	whisper	18	fall
3	kick	11	hug	19	laugh
4	hit	12	catch	20	drive
5	fight	13	hide	21	buy
6	chase	14	dig	22	give
7	throw	15	kiss		
8	water	16	carry		

If you're happy and you know it

If you're happy and you know it,
Clap your hands (2),
If you're happy and you know it,
Then your face is going to show it,
If you're happy and you know it,
Clap your hands.

If you're sad and you know it,
Wipe your eyes (2),
If you're sad and you know it,
Then your face is going to show it,
If you're sad and you know it, wipe your eyes.


If you're angry and you know it, stamp your feet (2)
If you're angry and you know it,
Then your face is going to show it,
If you're angry and you know it, stamp your feet.

Activities


- Listen and repeat.
- Now, read the words.
- Look at the picture and say what the people are doing. e.g. *Two boys are cycling.*
- Game. Work in two teams. Your teacher chooses a verb and mimes it. You guess which verb your teacher is miming. You get 1 point for each correct answer. The first team to get 5 points wins.
e.g. T: (mimes waving)
Team A S1: Are you throwing something?
T: No, I'm not.
Team B S1: Are you waving?
T: Yes, I am. Good. 1 point for Team B.

- Sing the song!






- 1  cap
- 2  sunglasses
- 3  sunscreen
- 4  beach umbrella
- 5  beach mat
- 6  deckchair
- 7  cooler
- 8  beach ball
- 9  beach volley
- 10  bucket
- 11  spade
- 12  sandcastle
- 13  armbands
- 14  rubber ring
- 15  rubber dinghy
- 16  diving mask



- 17  snorkel
- 18  goggles
- 19  flippers
- 20  lifeguard
- 21  surfboard



Activities

- 1  Listen and repeat.
- 2  Now, read the words.
- 3  What do you like to do when you go to the beach?
- 4  Look at the picture. What are the people doing?
e.g. A boy is windsurfing.
- 5  Game. A student chooses something in the picture. He/She helps the class find it by giving the first letter of the word. You get 1 point for each correct answer. The first student to get 5 points is the winner.
e.g. S1: I spy with my little eye something beginning with **c**.
S2: Is it a cap?
S1: Yes.
T: Good. 1 point for ...



22  waves

23  sand

24  shell

25  pebbles



26  rock



1 At the zoo

2 information desk

3 zookeeper



4 At a sports event

5 team

6 fans

7 At the theatre

8 play

9 stage

10 audience

11 At an exhibition

12 painting

13 sculpture

Activities

1 Listen and repeat.

2 Now, read the words.

3 Where do you like to go in your leisure time? How often do you go there?

4 Game. Work in two teams. Your teacher says what he/ she can see. You guess where he/she is. You get 1 point for each correct answer. The first team to get 6 points wins.

e.g. T: I can see dodgems.
Where am I?

Team A S1: At the funfair.

T: Good! 1 point for Team A.

14 At the natural science museum

15 dinosaur

16 exhibit

17 At the ballet

18 dancers

19 orchestra

20 conductor

21 At the cinema

22 film

23 screen

24 usher

25 At the funfair

26 roller-coaster

27 merry-go-round

28 big wheel

29 candyfloss

30 dodgems

1 TV PROGRAMMES




2 cartoon



3 children's programme



4 comedy



5 documentary



6 game show




7 the news



8 sitcom




9 soap opera



10 talk show



11 remote control



12 TV guide

13 FILMS



14 adventure




15 horror



16 mystery



17 western



19 science fiction



18 romance

20 RADIO PROGRAMMES



21 interview



22 music



23 the news

Activities

- 1 Listen and repeat.
- 2 Now, read the words.
- 3 What kind of TV programmes/films do you like to watch? What kind of radio programmes do you like to listen to?
- 4 Memory game. Work in two teams. Look at the picture for two minutes, then close your books. How many TV/radio programmes and films can you remember? The team that can remember the most wins.
e.g. T: OK, Team A, what TV programmes can you remember?
Team A S1: Comedy and sitcom.
T: Good! 2 points for Team A.

Fairy Tales

CHARACTERS





- 1  king
- 2  queen
- 3  prince
- 4  princess
- 5  knight
- 6  pirate
- 7  fairy
- 8  genie
- 9  mermaid
- 10  witch
- 11  wizard
- 12  vampire
- 13  giant
- 14  monster
- 15  dragon
- 16  ghost
- 17  alien

PLACES AND THINGS

- 18  castle
- 19  moat
- 20  crown
- 21  armour
- 22  shield
- 23  sword
- 24  broomstick
- 25  wand
- 26  cauldron



Activities

- 1  Listen and repeat.
- 2  Now, read the words.
- 3  Game. A student chooses something in the picture. He/She helps the class find it by giving the first letter of the word. You get 1 point for each correct answer. The first student to get 5 points is the winner.
e.g. S1: I spy with my little eyes something beginning with **m**.
S2: Is it a mermaid?
S1: Yes.
T: Good. 1 point for ...
- 4  Sing the song!

Sleeping Beauty

- 1 There was a princess long ago,
Long ago, long ago.
There was a princess long ago,
Long ago.
- 2 And she lived in a tall white castle,
Tall white castle, tall white castle,
And she lived in a tall white castle,
Tall white castle.
- 3 One day a bad queen cast a spell ...
- 4 The princess slept for a hundred years ...
- 5 A big green forest grew around ...
- 6 A handsome prince came riding by ...
- 7 He cut the trees down with his sword ...
- 8 He kissed her hand to wake her up ...
- 9 So everybody's happy now ...

27  lamp

28  treasure

29  skeleton

30  spaceship

THE BASICS

The Alphabet (p. 6-7)

alphabet /ælfəbet/
 and /ænd/
 apple /æpəl/
 ball /bɔ:l/
 box /bɒks/
 capital letters /kæpɪtəl letə'z/
 cat /kæt/
 consonants /kɒnsənənts/
 doll /dɒl/
 egg /eg/
 frog /frɒg/
 glass /glɑ:s/
 hat /hæt/
 igloo /ɪgloo/
 jam /dʒæm/
 kite /kaɪt/
 lamb /læm/
 letters /letə'z/
 man /mæn/
 net /net/
 onion /ʌnʃən/
 pen /pen/
 queen /kwi:n/
 ring /rɪŋ/
 small letters /smɔ:l letə'z/
 song /sɒŋ/
 star /stɑ:'/
 train /treɪn/
 umbrella /ʌmbrelə/
 van /væn/
 vowels /vəʊəlz/
 watch /wɒtʃ/
 words /wɜ:'dz/
 yacht /jɒt/
 zoo /zu:/

Numbers (p. 8-9)

a hundred /əˈhʌndrəd/
 cardinals /kɑ:'dɪnəlz/
 divided by /dɪvaɪdɪd baɪ/
 eight /eɪt/
 eighteen /eɪtɪn/
 eighth /eɪθ/
 eighty /eɪti/
 eleven /ɪlevən/
 eleventh /ɪlevənθ/

equals /ɪkwəlz/
 even numbers /ɪvən nʌmbə'z/
 fifteen /fɪftɪn/
 fifth /fɪfθ/
 fifty /fɪfti/
 finish /fɪnɪʃ/
 first /fɜ:'st/
 five /faɪv/
 forty /fɔ:'ti/
 four /fɔ:'/
 fourteen /fɔ:'ti:n/
 fourteenth /fɔ:'ti:nθ/
 fourth /fɔ:'θ/
 minus /maɪnəs/
 nine /naɪn/
 nineteen /naɪntɪn/
 ninety /naɪnti/
 ninth /naɪnθ/
 numbers /nʌmbə'z/
 odd numbers /ɒd nʌmbə'z/
 one /wʌn/
 ordinals /ɔ:'dɪnəlz/
 plus /plʌs/
 second /sekənd/
 seven /sevən/
 seventeen /sevən'tɪn/
 seventh /sev'nθ/
 seventy /sev'nti/
 six /sɪks/
 sixteen /sɪks'tɪn/
 sixth /sɪksθ/
 sixty /sɪksti/
 ten /ten/
 tenth /lenθ/
 third /θɜ:'d/
 thirteen /θɜ:'ti:n/
 thirteenth /θɜ:'ti:nθ/
 thirty /θɜ:'ti/
 three /θri:/
 times /taɪmz/
 twelfth /twelfθ/
 twelve /twelv/
 twenty /twenti/
 twenty-one /twenti-wʌn/
 two /tu:/

Colours (p. 10-11)

black /blæk/
 brown /braʊn/
 colours /kʌlə'z/

dark blue /dɑ:'k blu:/
 green /grɪn/
 grey /greɪ/
 light blue /laɪt blu:/
 orange /ɒrɪndʒ/
 pink /pɪŋk/
 purple /pɜ:'pəl/
 red /red/
 white /'waɪt/
 yellow /jeloo/

PEOPLE

Describing People (p. 12-13)

bald /bɔ:ld/
 beard /bɪəd/
 black /blæk/
 blonde /blɒnd/
 brown /braʊn/
 cheek /tʃɪk/
 chin /tʃɪn/
 curly /kɜ:'li/
 dimple /dɪmpəl/
 ear /ɪə/
 eye /aɪ/
 eyebrow /aɪbraʊ/
 eyelashes /aɪləʃɪz/
 eyelid /aɪlɪd/
 fair /feə/
 forehead /fɔ:'hed/
 freckles /frekəlz/
 fringe /frɪndʒ/
 ginger /dʒɪndʒə/
 grey /greɪ/
 hair /heə/
 jaw /dʒɔ:/
 lips /lɪps/
 long /lɒŋ/
 moustache /məʊstɑ:ʃ/
 mouth /maʊθ/
 nose /noʊz/
 nostril /nɒstri:l/
 pupil /pju:pəl/
 short /ʃɔ:t/
 straight /streɪt/
 teeth /ti:θ/
 the face /ðə feɪs/
 tongue /tʌŋ/

wavy /weɪvi/
wrinkles /rɪŋkəlz/

The Body (p. 14-15)

ankle /æŋkəl/
arm /ɑːm/
armpit /ɑːmpɪt/
back /bæk/
body /bɒdi/
calf /kɑːf/
chest /tʃest/
elbow /elbəʊ/
finger /fɪŋɡə/
fingernail /fɪŋɡəˈneɪl/
foot /fʊt/
hand /hænd/
head /hed/
heel /hiːl/
hip /hɪp/
knee /niː/
knuckle /ˈnʌkəl/
leg /leg/
neck /nek/
palm /pɑːm/
shin /ʃɪn/
shoulder /ʃoʊldə/
stomach /ˈstʌmək/
thigh /θaɪ/
thumb /θʌm/
toenail /ˈtoʊneɪl/
toes /toʊz/
waist /weɪst/
wrist /rɪst/

Clothes I (p. 16-17)

a pair of boots /ə piː əv buːts/
a pair of high-heeled shoes /ə piː əv haɪ-hiːld ʃuːz/
a pair of shoes /ə piː əv ʃuːz/
a pair of trousers /ə piː əv traʊzəz/
belt /belt/
blouse /blaʊz/
bracelet /ˈbreɪslɪt/
clothes /ˈkloʊðz/
dress /dres/
dressing gown /ˈdresɪŋ gaʊn/
earrings /ˈɛərɪŋz/
glasses /ˈglɑːsɪz/

handbag /ˈhændbæg/
hat /hæt/
jacket /ˈdʒækt/
necklace /ˈneɪklɪs/
ring /rɪŋ/
shirt /ʃɜːt/
skirt /skɜːt/
suit /suːt/
tie /taɪ/

Clothes II (p. 18-19)

a pair of dungarees /ə piː əv ˈdʌŋɡərɪz/
a pair of jeans /ə piː əv dʒiːnz/
a pair of shorts /ə piː əv ʃɔːts/
a pair of socks /ə piː əv sɒks/
a pair of trainers /ə piː əv ˈtreɪnəɪz/
a pair of wellingtons /ə piː əv ˈwelɪŋtənz/
cardigan /ˈkɑːdɪɡən/
gloves /ˈglʌvz/
jumper /ˈdʒʌmpə/
leggings /ˈlegɪŋz/
nightie /ˈnaɪti/
pyjamas /ˈpɪdʒəməz/
raincoat /ˈreɪnkəʊt/
scarf /skɑːf/
sweatshirt /ˈswetʃɜːt/
swimming trunks /ˈswɪmɪŋ trʌŋks/
tracksuit /ˈtræksuːt/
T-shirt /ˈtiːʃɜːt/
vest /vest/

Ben and Vicky's Family (p. 20-21)

adult /ædʌlt/
aunt /aʊnt/
baby /ˈbeɪbi/
brother /ˈbrʌðə/
child /tʃaɪld/
children /ˈtʃɪldrən/
cousin /ˈkaʊzən/
dad /dæd/
daughter /ˈdɔːtə/
family /ˈfæməli/
family tree /ˈfæməli triː/
grandchildren /ˈɡrændtʃɪldrən/
granddaughter /ˈɡrænddɔːtə/

grandma /ˈɡrænmə/
grandpa /ˈɡrænpɑː/
grandparents /ˈɡrænpeərənts/
grandson /ˈɡrænsən/
married /ˈmærid/
middle-aged person /ˈmɪdʒl-æɪdʒd pɜːsən/
mum /mʌm/
nephew /ˈnefjuː/
niece /ˈniːs/
parents /ˈpeərənts/
senior citizen /ˈsiːnjə ˈsɪtɪzən/
single /ˈsɪŋɡl/
sister /ˈsɪstə/
son /sʌn/
teenager /ˈtiːnədʒə/
toddler /ˈtɒdlə/
uncle /ˈʌŋkəl/
young adult /jʌŋ ædʌlt/

HOME

On the Outside (p. 22-23)

aerial /ˈeəriəl/
balcony /ˈbælkəni/
basement /ˈbeɪsmənt/
block of flats /blɒk əv flæts/
camper van /ˈkæmpə væn/
castle /ˈkɑːsl/
cave /keɪv/
chimney /ˈtʃɪmni/
cottage /ˈkɒtɪdʒ/
detached house /ˈdɪtætʃt haʊs/
driveway /ˈdraɪvweɪ/
fence /fens/
floor /flɔː/
flowerbed /ˈflaʊəˈbed/
French window /ˈfrentʃ wɪndəʊ/
front door /frʌnt dɔː/
garage /ˈɡɑːdʒən/
garden /ˈɡɑːdn/
gate /ɡeɪt/
greenhouse /ˈɡriːnhaʊs/
ground floor /ˈɡraʊnd flɔː/
houseboat /ˈhaʊsboʊt/
igloo /ɪɡluː/
letter box /ˈletə bɒks/
lighthouse /ˈlaɪthaʊs/
patio /ˈpeɪtiəʊ/

Word list

roof /ru:f/
 semi-detached houses /semi-
 dɪtætʃt haʊzɪz/
 skyscraper /skaɪskreɪpər/
 step /step/
 tent /tent/
 terraced houses /terɪst haʊzɪz/
 types of homes /taɪps əv hoʊmz/
 villa /vɪlə/
 wall /wɔ:l/
 wigwam /wɪgwæm/
 window /wɪndəʊ/
 windowsill /wɪndəʊsɪl/

In the Inside I (p. 24-25)

armchair /ɑːm'tʃeər/
 bin /bɪn/
 CD /si: di:/
 CD player /si: di: pleɪər/
 chair /tʃeər/
 clock /klɒk/
 coffee table /kəʊfi teɪbəl/
 cooker /kʊkər/
 cupboard /kʌbə'd/
 curtain /kɜːtɪn/
 cushion /kʊʃən/
 dishwasher /dɪʃwɒʃər/
 door /dɔːr/
 fireplace /faɪə'pleɪs/
 freezer /friːzər/
 fridge /frɪdʒ/
 iron /aɪən/
 ironing board /aɪənɪŋ bɔːd/
 kettle /ketl/
 kitchen /kɪtʃɪn/
 lamp /læmp/
 living room /lɪvɪŋ ru:m/
 microwave /maɪkroʊweɪv/
 oven /ʌvən/
 photograph /fəʊtəgrɑːf/
 picture /pɪktʃər/
 rug /rʌg/
 sink /sɪŋk/
 sofa /səʊfə/
 table /teɪbəl/
 telephone /telɪfoʊn/
 television /telɪvɪʒən/
 toaster /təʊstər/
 TV /ti: vi:/
 vacuum cleaner /vækjʊm kliːnər/

vase /vɑːz/
 video cassette /vɪdɪəʊ kaset/
 video recorder /vɪdɪəʊ rɪkɔːdər/
 washing machine /wɒʃɪŋ məʃɪn/

In the Inside II (p. 26-27)

a bar of soap /ə bɑːr əv soʊp/
 a bottle of shampoo /ə bɒtl əv
 ʃæmpuː/
 a roll of toilet paper /ə rɒl əv
 ˈtɔɪlət peɪpər/
 a tube of toothpaste /ə tjʊb əv
 tuːθpeɪst/
 bath /bɑːθ/
 bathmat /bɑːθmət/
 bathroom /bɑːθru:m/
 bed /bed/
 bedroom /bedru:m/
 bedside table /bedsaɪd teɪbəl/
 blanket /blæŋkɪt/
 bookcase /bʊkkeɪs/
 brush /brʌʃ/
 carpet /kɑːpɪt/
 chair /tʃeər/
 comb /kəʊm/
 desk /desk/
 drawer /draʊər/
 duvet /duːvet/
 floor /flɔːr/
 mirror /mɪrər/
 pillow /pɪləʊ/
 plug /plʌg/
 sheets /ʃiːts/
 shower /ʃaʊər/
 sponge /spʌndʒ/
 tap /tæp/
 toilet /tɔɪlət/
 toothbrush /tuːθbrʌʃ/
 towel /taʊəl/
 wardrobe /wɔːdrəʊb/
 washbasin /wɒʃbeɪsɪn/

In the Garden (p. 28-29)

animals /ænɪməlz/
 bat /bæt/
 bee /bi:/
 bird /bɜːd/
 bird table /bɜːd teɪbəl/

branch /brɑːntʃ/
 butterfly /bʌtə'flaɪ/
 caterpillar /kætə'pɪlə/
 centipede /sentɪpɪd/
 daffodil /dæfədɪl/
 fox /fɒks/
 frog /frɒg/
 garden /gɑːdən/
 garden table /gɑːdən teɪbəl/
 grass /grɑːs/
 hedgehog /hedʒhɒg/
 hosepipe /hoʊzpaɪp/
 ladder /lædə/
 leaf /liːf/
 mole /mɒl/
 nettle /netl/
 paddling pool /pædlɪŋ puːl/
 path /pɑːθ/
 patio /pætiəʊ/
 plant pot /plɑːnt pɒt/
 plants /plɑːnts/
 rose /rəʊz/
 snail /sneɪl/
 things /θɪŋz/
 tree house /triː haʊs/
 tree trunk /triː trʌŋk/
 trees /triːz/
 watering can /wɔːtərɪŋ kæn/
 worm /wɜːm/

FOOD

At the Supermarket (p. 30-31)

apple /æpəl/
 aubergine /əʊbə'ʒɪn/
 banana /bə'nɑːnə/
 broccoli /brɒkəli/
 butter /bʌtər/
 cabbage /kæbɪdʒ/
 carrot /kærət/
 cauliflower /kəʊlɪflaʊər/
 celery /seləri/
 cheese /tʃiːz/
 cherries /tʃerɪz/
 chicken /tʃɪkɪn/
 coconut /kəʊkənʌt/
 cod /kɒd/
 courgette /kʊə'ʒet/

cream /kri:m/
 cucumber /kju:kʌmbəʳ/
 dairy products /deəri prɒdʌkts/
 eggs /egz/
 fish /fɪʃ/
 fruit /fru:t/
 grapefruit /greɪpfru:t/
 grapes /greɪps/
 lamb /læm/
 lemon /lemən/
 lettuce /letɪs/
 margarine /mɑːdʒərɪn/
 meat /mi:t/
 milk /mɪlk/
 mushroom /mʌʃru:m/
 onion /ʌnjən/
 orange /ɒrɪndʒ/
 peach /pi:tʃ/
 pear /peəʳ/
 pepper /pepeʳ/
 pineapple /paɪnæpeɪ/
 plum /plʌm/
 potato /pəteɪtəʊ/
 salmon /sæmən/
 steak /steɪk/
 strawberry /streɪbrɪ/
 supermarket /suːpeɪməˈki:t/
 tangerine /tændʒərɪn/
 tomato /təməˈtəʊ/
 tuna /tju:nə/
 vegetables /vedʒtəbʳlɪz/
 watermelon /wɔːtəˈmi:lən/
 yogurt /jəʊgəʳt/

In the Kitchen (p. 32-33)

bake /beɪk/
 boil /bɔɪl/
 bottle /bɒtəl/
 bowl /bəʊl/
 breakfast /brekfəst/
 chop /tʃɒp/
 cooking words /kəkiŋ wɜːdz/
 cup /kʌp/
 dinner /dɪnəʳ/
 flour /flaʊəʳ/
 fork /fɔːk/
 fry /fraɪ/
 frying pan /fraɪɪŋ pæn/
 glass /glɑːs/
 jar /dʒɑːʳ/

jug /dʒʌg/
 kitchen /kɪtʃɪn/
 knife /naɪf/
 lunch /lʌntʃ/
 meals /mi:lz/
 mug /mʌg/
 napkin /næpkɪn/
 objects /ɒbdʒɪkts/
 olive oil /ɒlɪv oɪl/
 pepper /pepeʳ/
 plate /pleɪt/
 pour /pɔːʳ/
 salt /sɔːlt/
 saucepan /sɔːspən/
 saucer /sɔːsəʳ/
 slice /slaɪs/
 spices /speɪsɪz/
 spoon /spu:n/
 stir /stɜːʳ/
 straw /straʊ/
 sugar /ʃʊgəʳ/
 tablecloth /teɪbəlklɒθ/
 teapot /tiːpɒt/
 the basics /ðə beɪsɪks/
 tray /treɪ/
 vinegar /vɪnɪgəʳ/

A Party (p. 34-35)

baked potato /beɪkt pəteɪtəʊ/
 barbecue /bɑːˈbɪkjʊː/
 birthday cake /bɜːθdeɪ keɪk/
 biscuits /bɪskɪt/
 burger /bɜːgəʳ/
 chips /tʃɪps/
 coffee /kəfi/
 coke /kəʊk/
 crisps /krɪspz/
 desserts /dɪzɜːts/
 drinks /drɪŋks/
 jelly /dʒeli/
 juice /dʒʊːs/
 lemonade /leməneɪd/
 milkshake /mɪlkʃeɪk/
 party snacks /pɑːti snæks/
 pasta /pæstə/
 peanuts /piːnʌts/
 pizza /pi:tseɪ/
 popcorn /pɒpkɔːn/
 roast chicken /rəʊst tʃɪkɪn/
 salad /sæləd/

sandwich /sænwɪdʒ/
 sweets /swi:tɪz/
 tea /tiː/
 water /wɔːtəʳ/

TIME

What's the time? (p. 36-37)

a.m. /eɪ em/
 clock /klɒk/
 clock face /klɒk feɪs/
 day /deɪ/
 five past one /faɪv pɑːst wʌn/
 five to two /faɪv tə tuː/
 half past one /hɑːf pɑːst wʌn/
 hands /hændz/
 midday /mɪdɪeɪ/
 midnight /mɪdnaɪt/
 night /naɪt/
 one o'clock /wʌn əklɒk/
 p.m. /piː em/
 (a) quarter past one /kwɔːtəʳ pɑːst wʌn/
 (a) quarter to two /kwɔːtəʳ tə tuː/
 ten past one /ten pɑːst wʌn/
 ten to two /ten tə tuː/
 time /taɪm/
 twenty five past one /twenti faɪv pɑːst wʌn/
 twenty five to two /twenti faɪv tə tuː/
 twenty past one /twenti pɑːst wʌn/
 twenty to two /twenti tə tuː/
 watch /wɒtʃ/

Days and Dates (p. 38-39)

(in the) afternoon /ɑːftəˈnuːn/
 date /deɪt/
 dates /deɪts/
 days /deɪz/
 eighteenth /eɪtɪnθ/
 (in the) evening /iːvɪnɪŋ/
 fifteenth /fɪftiːnθ/
 fortnight /fɔːtnaɪt/
 Friday /fraɪdeɪ/
 Monday /mʌndeɪ/

Word list

(in the) morning /məˈnɪŋ/
 (at) night /naɪt/
 nineteenth /naɪntiːnθ/
 Saturday /sætəˈdeɪ/
 seventeenth /sevənˈtiːnθ/
 sixteenth /sɪksˈtiːnθ/
 Sunday /sʌndeɪ/
 thirtieth /θɜːˈtiːθ/
 thirty-first /θɜːˈti-fɜːst/
 Thursday /θɜːzdeɪ/
 today /tədeɪ/
 tomorrow /təməroʊ/
 Tuesday /tʃuːzdeɪ/
 twentieth /twentiːθ/
 twenty-eighth /twenti-ɛtθ/
 twenty-fifth /twenti-fɪfθ/
 twenty-first /twenti-fɜːst/
 twenty-fourth /twenti-fɔːθ/
 twenty-ninth /twenti-naɪnθ/
 twenty-second /twenti-sekənd/
 twenty-seventh /twenti-sevənθ/
 twenty-sixth /twenti-sɪksθ/
 twenty-third /twenti-θɜːd/
 Wednesday /wenzdeɪ/
 week /wiːk/
 weekdays /wɪkdeɪz/
 weekend /wiːkend/
 yesterday /jestəˈdeɪ/

The Year (p. 40-41)

April /eɪprəl/
 Aquarius /əˈkwɛəriəs/
 Aries /eəriːz/
 August /ɒːɡest/
 Autumn /ɒːtəm/
 Cancer /kænsəˈr/
 Capricorn /kæprɪkɔːn/
 century /senˈtʃəri/
 decade /dekeɪd/
 December /dɪseɪmbəˈr/
 February /febjuəri/
 Gemini /dʒemɪni/
 January /dʒænjuəri/
 July /dʒolaɪ/
 June /dʒuːn/
 leap year /liːp jɪə/
 Leo /liːoʊ/
 Libra /lɪbrə/
 March /mɑːtʃ/

May /meɪ/
 millennium /mɪləniəm/
 months /mʌnθs/
 November /noʊvembəˈr/
 October /ɒktoʊbəˈr/
 Pisces /paɪsɪz/
 Sagittarius /sædʒɪˈteəriəs/
 Scorpio /skɔːpiːoʊ/
 seasons /siːzənz/
 September /sepˈtembəˈr/
 signs of the zodiac /saɪnz əv ðə
 zəʊdiæk/
 Spring /sprɪŋ/
 Summer /sʌməˈr/
 Taurus /tɔːrəs/
 time /taɪm/
 Virgo /vɜːˈɡoʊ/
 Winter /wɪntəˈr/
 year /jɪə/

SCHOOL

My School (p. 42-43)

answer /ˈɑːnsəˈr/
 Art /ɑːt/
 ask /æsk/
 changing rooms /tʃeɪndʒɪŋ ruːmz/
 circle /sɜːˈkəl/
 classroom /klɑːsrʊm/
 computer room /kəmˈpjʊtəˈr ruːm/
 education /edʒəˈkeɪʃən/
 English /ɪŋɡlɪʃ/
 Geography /dʒiəˈɡrafi/
 gym /dʒɪm/
 hall /hɔːl/
 History /hɪstəri/
 Languages /læŋɡwɪdʒz/
 library /laɪbrəri/
 listen /lɪsən/
 look /lʊk/
 Maths /mæθs/
 Music /mjuːzɪk/
 nursery school /nɜːsəri skuːl/
 Physical Education (PE) /fɪzɪkəl
 edʒəˈkeɪʃən/
 play /pleɪ/
 playground /pleɪɡraʊnd/
 playing field /pleɪɪŋ fiːld/
 primary school /praɪməri skuːl/

read /riːd/
 rectangle /ˈrektæŋɡl̩/
 school /skuːl/
 Science /saɪəns/
 science laboratory /saɪəns
 ləbɔːrətɪ/
 secondary school /sekəndri skuːl/
 shapes /ʃeɪps/
 sing /sɪŋ/
 speak /spiːk/
 square /skweəˈr/
 staff room /stɑːf ruːm/
 subjects /sʌbdʒɪkts/
 think /θɪŋk/
 triangle /traɪæŋɡl̩/
 verbs /vɜːˈbz/
 write /raɪt/

Ben's Classroom (p. 44-45)

bell /bel/
 board /bɔːd/
 bookcase /bʊkkeɪs/
 calculator /kælkjʊleɪtəˈr/
 chalk /tʃɔːk/
 classroom /klɑːsrʊm/
 coloured pencils /kɒləˈd pensˈl̩z/
 computer /kəmˈpjʊtəˈr/
 crayons /kreɪnz/
 desk /desk/
 drawing pin /drɔːɪŋ pɪn/
 globe /ɡləʊb/
 glue /ɡluː/
 lunch box /lʌntʃ bɒks/
 map /mæp/
 notebook /noʊtbʊk/
 noticeboard /noʊtɪsbɔːd/
 paint /peɪnt/
 paintbrush /peɪntbrʌʃ/
 paper /peɪpəˈr/
 paper clip /peɪpəˈr klɪp/
 pen /pen/
 pencil /pensˈl̩/
 pencil case /pensˈl̩ keɪs/
 pencil sharpener /pensˈl̩ ʃɑːpənəˈr/
 poster /poʊstəˈr/
 pupil /pjuːpl̩/
 rubber /rʌbəˈr/
 ruler /ruːləˈr/
 schoolbag /skuːlbæg/
 scissors /saɪzəˈz/

shelf /ʃelf/
 sticky tape /stɪki teɪp/
 teacher /ti:tʃə/
 textbook /tekstbʊk/

In the Computer Room (p. 46-47)

CD /si di/
 CD drive /si di draɪv/
 CD recorder /si di rɪkɔːdə/
 CDRom /si di rɒm/
 CD-ROM drive /si di rɒm draɪv/
 computer room /kəmˈpjʊtə rʊm/
 disk drive /disk draɪv/
 e-mail /iːmæl/
 floppy disk /flɒpi disk/
 keyboard /kiːbɔːd/
 modem /moʊdem/
 mouse /maʊs/
 mouse pad /maʊs pæd/
 plug /plʌg/
 power switch /paʊə swɪtʃ/
 printer /prɪntə/
 printout /prɪntaʊt/
 screen /skriːn/
 speaker /spiːkə/
 tower /taʊə/
 wire /waɪə/

The Music Room (p. 48-49)

band /bænd/
 brass instruments /bræs
 instrəmənts/
 cello /tʃeloʊ/
 choir /kwaɪə/
 clarinet /klaɪrɪnet/
 cymbals /sɪmbəlz/
 double bass /dʌbəl beɪs/
 drums /drʌmz/
 flute /flʊt/
 guitar /ɡɪtɑː/
 harmonica /hɑːmənɪkə/
 harp /hɑːp/
 keyboard instruments /kiːbɔːd
 instrəmənts/
 music room /mjuːzɪk rʊm/
 music stand /mjuːzɪk stænd/
 musical instruments /mjuːzɪkəl
 instrəmənts/

note /noʊt/
 percussion instruments /pəˈkʌʃən
 instrəmənts/
 piano /piænəʊ/
 recorder /rɪkɔːdə/
 saxophone /sæksəfoʊn/
 string instruments /strɪŋ
 instrəmənts/
 synthesizer /sɪnθesaɪzə/
 tambourine /tæmbərɪn/
 triangle /traɪæŋɡl̩/
 trombone /trɒmbəʊn/
 trumpet /trʌmpɪt/
 violin /vaɪəlɪn/
 wind instruments /wɪnd
 instrəmənts/
 xylophone /zaɪləfoʊn/

Jobs (p. 50-51)

actor /æktə/
 actress /æktres/
 architect /ɑːˈkɪtekt/
 artist /ɑːtɪst/
 astronaut /æstrənɔːt/
 builder /bɪldə/
 dancer /dænsə/
 dentist /dentɪst/
 doctor /dɒktə/
 electrician /ɪlektrɪʃən/
 fire fighter /faɪə faɪtə/
 gardener /ɡɑːdənə/
 jobs /dʒɒbz/
 journalist /dʒɜːˈnəlɪst/
 mechanic /mɪkænɪk/
 musician /mjuːzɪʃən/
 nurse /nɜːs/
 photographer /fəˈtɒɡrəfə/
 pilot /paɪlət/
 plumber /plʌmə/
 police officer /pəˈliːs ɒfɪsə/
 postal worker /pəʊstəl wɜːkə/
 sailor /seɪlə/
 secretary /sekreteri/
 singer /sɪŋə/
 soldier /soʊldʒə/
 vet /vet/

ACTIVITIES

Indoor Hobbies (p. 52-53)

autographs /ɔːtəɡrɑːfs/
 board game /bɔːd geɪm/
 (a) book /bʊk/
 cards /kɑːdz/
 (to a) cassette /kæset/
 (to a) CD /si di/
 chess /tʃes/
 coins /kɔɪnz/
 collecting /kəlektɪŋ/
 (a) comic /kɒmɪk/
 completing a jigsaw /kəmˈplɪtɪŋ ə
 dʒɪɡsɔː/
 (on the) computer /kəmˈpjʊtə/
 (a) computer game /kəmˈpjʊtə
 geɪm/
 construction blocks /kənˈstrʌkʃən
 blɒks/
 doll's house /dɒlz haʊs/
 drawing a picture /draʊŋ ə pɪktʃə/
 hobbies /hɒbiz/
 (a) letter /leteɪ/
 listening /lɪsənɪŋ/
 making models /meɪkɪŋ mɒdʰl̩z/
 (to) music /mjuːzɪk/
 (a) musical instrument /mjuːzɪkəl
 instrəmənt/
 painting /peɪntɪŋ/
 playing /pleɪŋ/
 (a) postcard /pəʊstkaːd/
 racing car /reɪsɪŋ kɑː/
 (to the) radio /reɪdɪoʊ/
 reading /riːdɪŋ/
 stamps /stæmps/
 teddy bear /ledi bee/
 television /telɪvɪʒən/
 (with a) toy /tɔɪ/
 toys /tɔɪz/
 train set /treɪn set/
 (a) video /vɪdɪoʊ/
 watching /wɒtʃɪŋ/
 writing /raɪtɪŋ/

At the Park (p. 54-55)

baseball /beɪsbɔːl/
 baseball bat /beɪsbɔːl bæɪt/
 bench /benʃ/

Word list

bike /baɪk/
 climbing frame /klaɪmɪŋ freɪm/
 cycling /saɪklɪŋ/
 football /fʊtbɔːl/
 football pitch /fʊtbɔːl pɪtʃ/
 go cycling /ɡoʊ saɪklɪŋ/
 go on the climbing frame /ɡoʊ ən ðə klaɪmɪŋ freɪm/
 go on the roundabout /ɡoʊ ən ðə raʊndəbaʊt/
 go on the see-saw /ɡoʊ ən ðə si-sɔː/
 go on the slide /ɡoʊ ən ðə slaɪd/
 go on the swing /ɡoʊ ən ðə swɪŋ/
 go rollerblading /ɡoʊ roʊləˈbleɪdɪŋ/
 go skateboarding /ɡoʊ skeɪtbɔːrdɪŋ/
 go skipping /ɡoʊ skɪpɪŋ/
 goal /ɡoʊl/
 have a picnic /həv ə pɪknɪk/
 have a sandwich /həv ə sænwɪdʒ/
 have an ice-cream /həv ən aɪs-kriːm/
 hopscotch /hɒpskɒtʃ/
 ice-cream van /aɪs-kriːm væn/
 juggler /dʒʌɡlə/
 litter bin /lɪtə bɪn/
 park /pɑːk/
 picnic table /pɪknɪk teɪbəl/
 play baseball /pleɪ beɪsbɔːl/
 play football /pleɪ fʊtbɔːl/
 play hopscotch /pleɪ hɒpskɒtʃ/
 play in the sandpit /pleɪ ɪn ðə sændpɪt/
 play tennis /pleɪ tenɪs/
 playground /pleɪɡraʊnd/
 rollerblades /roʊləˈbleɪdz/
 rollerblading /roʊləˈbleɪdɪŋ/
 roundabout /raʊndəbaʊt/
 sandpit /sændpɪt/
 see-saw /si-sɔː/
 skipping /skɪpɪŋ/
 skipping rope /skɪpɪŋ roʊp/
 slide /slaɪd/
 swing /swɪŋ/
 tennis /tenɪs/
 tennis court /tenɪs kɔːt/
 tennis racquet /tenɪs ræket/

At the Sports Centre (p. 56-57)

archery /ɑːtʃəri/
 armbands /ɑːmbændz/
 arrow /æroʊ/
 badminton /bædmɪntən/
 ball /bɔːl/
 bars /bɑːz/
 basketball /bɑːskɪtbɔːl/
 basketball court /bɑːskɪtbɔːl kɔːt/
 basketball hoop /bɑːskɪtbɔːl huːp/
 bat /bæt/
 beam /biːm/
 belt /belt/
 bow /boʊ/
 diving /daɪvɪŋ/
 diving board /daɪvɪŋ bɔːrd/
 do archery /duː ɑːtʃəri/
 do fencing /duː fensɪŋ/
 do gymnastics /duː dʒɪmnæstɪks/
 do martial arts /duː mɑːtʃəl ɑːts/
 fencing /fensɪŋ/
 foil /fɔɪl/
 go diving /ɡoʊ daɪvɪŋ/
 go ice-skating /ɡoʊ aɪs-skeɪtɪŋ/
 go swimming /ɡoʊ swimɪŋ/
 goggles /ɡɒɡlɪz/
 gymnastics /dʒɪmnæstɪks/
 ice rink /aɪs rɪŋk/
 ice-skates /aɪs-skeɪts/
 ice-skating /aɪs-skeɪtɪŋ/
 ladder /lædə/
 martial arts /mɑːtʃəl ɑːts/
 mask /mɑːsk/
 net /net/
 play badminton /pleɪ bædmɪntən/
 play basketball /pleɪ bɑːskɪtbɔːl/
 play table tennis /pleɪ teɪbəl tenɪs/
 practice mat /præktɪs mæt/
 racquet /ræket/
 rings /rɪŋz/
 shuttlecock /ʃʌtəlˈkɒk/
 sports centre /spoːts sentə/
 suit /suːt/
 swimming /swɪmɪŋ/
 swimming cap /swɪmɪŋ kæp/
 swimming pool /swɪmɪŋ puːl/
 table tennis /teɪbəl tenɪs/
 table tennis table /teɪbəl tenɪs teɪbəl/

target /tɑːɡɪt/

At the Stadium (p. 58-59)

bronze medal /brɒnz medəl/
 discus /dɪskəs/
 finishing line /fɪnɪʃɪŋ laɪn/
 gold medal /ɡoʊld medəl/
 high jump /haɪ dʒʌmp/
 hurdle /hɜːdl/
 javelin /dʒævəlɪn/
 lane /leɪn/
 long jump /lɒŋ dʒʌmp/
 podium /pɒdiəm/
 pole vault /pəʊl vɔːlt/
 relay /reɪlɪ/
 runner /rʌnə/
 seat /siːt/
 silver medal /sɪlvə medəl/
 spectator /spektətə/
 stadium /steɪdiəm/
 starting line /stɑːtɪŋ laɪn/
 ticket /tɪket/
 track /træk/
 weightlifting /weɪtlɪftɪŋ/

Outdoor Activities (p. 60-61)

activities /æktɪvɪtɪz/
 boat /boʊt/
 camping /kæmpɪŋ/
 camping stove /kæmpɪŋ stəʊv/
 canoe /kənuː/
 canoeing /kənuːɪŋ/
 canopy /kænəpi/
 compass /kəmpəs/
 equipment /kwɪpmənt/
 flippers /flɪpəz/
 foam mat /foʊm mæt/
 hang-glider /hæŋ-glɑɪdə/
 hang-gliding /hæŋ-glɑɪdɪŋ/
 harness /hɑːnɪs/
 helmet /helmt/
 hiking /haɪkɪŋ/
 hiking boots /haɪkɪŋ buːts/
 horse riding /hɔːs raɪdɪŋ/
 life jacket /laɪf dʒæket/
 map /mæp/
 mask /mɑːsk/
 mountain bike /maʊntɪn baɪk/
 mountain biking /maʊntɪn baɪkɪŋ/

oars /ɔːz/
 outdoor /aʊtɔː/
 oxygen cylinder /ɒksɪdʒən sɪlɪndə/
 paddle /pædəl/
 paragliding /pærəɡlaɪdɪŋ/
 reins /reɪnz/
 rock climbing /rɒk klaɪmɪŋ/
 rope /roʊp/
 rowing /roʊɪŋ/
 rucksack /rʌksæk/
 saddle /sædəl/
 sail /seɪl/
 sailing /seɪlɪŋ/
 scuba diving /skuːbə daɪvɪŋ/
 ski boots /skiː buːts/
 ski poles /skiː poʊlz/
 skiing /skiɪŋ/
 skis /skis/
 sleeping bag /slɪpɪŋ bæɡ/
 snowboard /snəʊbɔːd/
 snowboarding /snəʊbɔːdɪŋ/
 tent /tent/
 wet suit /wet suːt/
 windsurfer /wɪndzɜːfə/
 windsurfing /wɪndzɜːfɪŋ/

ANIMALS

Pets (p. 62-63)

aquarium /əkwɛəriəm/
 beak /biːk/
 bones /boʊnz/
 budgie /bʌdʒi/
 cage /keɪdʒ/
 canary /kənəri/
 cat /kæt/
 cat basket /kæt bɑːskɪt/
 claw /kloː/
 dog /dɒɡ/
 dried food /draɪd fuːd/
 feather /feðə/
 features /fiːtʃəz/
 fin /fɪn/
 fish bowl /fɪʃ boʊl/
 fur /fɜː/
 goldfish /ɡoʊldfɪʃ/
 hamster /hæmstə/
 kennel /kenəl/

lizard /lɪzəd/
 mouse /maʊs/
 paw /pɔː/
 pet food /pet fuːd/
 pet homes /pet hoʊmz/
 pets /pets/
 rabbit /ræbɪt/
 scales /skeɪlz/
 seeds /siːdz/
 tail /teɪl/
 tortoise /tɔːtɔɪs/
 wet food /wet fuːd/
 whiskers /ˈwɪskəz/
 wing /wɪŋ/

On the Farm (p. 64-65)

ant /ænt/
 bee /biː/
 billy goat /bɪli ɡoʊt/
 bull /bʊl/
 calf /kɑːf/
 chick /tʃɪk/
 chicken /tʃɪkɪn/
 cockerel /kɒkərəl/
 cow /kaʊ/
 crow /kroʊ/
 donkey /dɒŋki/
 drive a tractor /draɪv ə træktoː/
 duck /dʌk/
 duckling /dʌklɪŋ/
 farm animals /fɑːm ænɪməlz/
 farmer /fɑːmə/
 feed chickens /fiːd tʃɪkɪnz/
 foal /foʊl/
 goat /ɡoʊt/
 goose /ɡuːs/
 gosling /ɡɒzlɪŋ/
 horse /hɔːs/
 kid /kɪd/
 ladybird /ˈleɪdɪbɜːd/
 lamb /læm/
 make scarecrows /meɪk skeəˈkroʊz/
 milk cows /mɪlk kaʊz/
 owl /aʊl/
 plant seeds /plɑːnt siːdz/
 sheep /ʃiːp/
 sheepdog /ʃiːpdɒɡ/
 spider /spaɪdə/

swan /swɒn/
 wasp /wɒsp/
 work in the fields /wɜːk ɪn ðə fiːldz/

At the Zoo (p. 66-67)

alligator /ælɡɪtə/
 antelope /æntɪləʊp/
 antlers /æntləz/
 bear /beə/
 buffalo /bʌfələʊ/
 camel /kæmə/
 crocodile /krɒkədɪl/
 deer /diə/
 eagle /iːɡl/
 elephant /elɪfənt/
 features /fiːtʃəz/
 flamingo /flæmɪŋɡoʊ/
 giraffe /dʒɪrɑːf/
 gorilla /ɡərɪlə/
 hippopotamus /hɪpəpɒtəməs/
 hooves /huːvz/
 hump /hʌmp/
 kangaroo /kæŋɡəroʊ/
 koala /koʊlə/
 leopard /leɪpərd/
 lion /laɪən/
 mane /meɪn/
 monkey /mʌŋki/
 orang-utan /ɔːræŋ-utæn/
 ostrich /ɒstrɪtʃ/
 panda /pændə/
 panther /pænθə/
 parrot /pærət/
 rhinoceros /raɪnɒsərəs/
 scorpion /skoʊpiən/
 snake /sneɪk/
 tiger /taɪɡə/
 trunk /trʌŋk/
 tusks /tʌks/
 wild animals /waɪld ænɪməlz/
 wolf /wɒlf/
 zebra /zebrə/

Marine World (p. 68-69)

air /eə/
 albatross /ælbətrɒs/
 coral /kɒrəl/
 crab /kræb/

Word list

dolphin /dɒlfɪn/
eel /iːl/
humpback whale /hʌmpbæk
ˈweɪl/
iceberg /aɪsɜːɡ/
jellyfish /dʒelɪfɪʃ/
killer whale /kɪləˈ ˈweɪl/
mussel /mʌsəl/
octopus /ɒktəpəs/
penguin /penɡwɪn/
polar bear /pəʊləˈ beə/
ray /reɪ/
rocks /rɒks/
sea /siː/
sea urchin /siː ɜːtʃɪn/
seabed /siːbed/
seagull /siːɡʌl/
seahorse /siːhɔːs/
seal /siːl/
seaweed /siːwiːd/
shark /ʃɑːk/
shell /ʃel/
shipwreck /ʃɪprek/
shrimp /ʃrɪmp/
starfish /stɑːfɪʃ/
swordfish /sɔːdfɪʃ/
tuna fish /tjuːnə fɪʃ/
turtle /tɜːtl/
walrus /wɔːlɪəs/

OUR WORLD

The Weather (p. 70-71)

blizzard /ˈblɪzəd/
cloud /klaʊd/
cloudy /klaʊdi/
cold /kəʊld/
degrees Celsius /dɪɡriːz selsiəs/
dry /draɪ/
foggy /ˈfɒɡi/
freezing /ˈfriːzɪŋ/
hail /heɪl/
hailstorm /ˈheɪlstɔːm/
heatwave /ˈhiːtweɪv/
hot /hɒt/
ice /aɪs/
icicle /aɪskəl/
lightning /ˈlaɪtnɪŋ/
mist /mɪst/

puddle /ˈpʌdəl/
rain /reɪn/
raindrop /ˈreɪndrɒp/
rainy /ˈreɪni/
ray /reɪ/
sky /skaɪ/
snow /snəʊ/
snowflake /ˈsnəʊfleɪk/
snowy /ˈsnəʊi/
sun /sʌn/
sunny /ˈsʌni/
temperature /ˈtemprətʃə/
thermometer /θəˈmɪtə/
thunderstorm /θʌndəˈstɔːm/
weather /ˈweðə/
weather conditions /ˈweðə
kənˈdɪʃnz/
weather forecast /ˈweðə ˈfɔːkəst/
weather forecaster /ˈweðə
ˈfɔːkəstə/
wet /wet/
wind /wɪnd/
windy /ˈwɪndi/

The Earth (p. 72-73)

Africa /æfrɪkə/
Antarctica /æntɑːktɪkə/
Asia /eɪʃə/
Australia /əˈstreɪliə/
climate /klaɪmət/
continental /kɒntɪnəntəl/
continents /kɒntɪnənts/
desert /deːzərt/
earth /ɜːθ/
east /iːst/
equator /ˈekwətə/
Europe /jʊərəp/
mediterranean /ˌmedɪtəˈreɪniən/
mountain /maʊntɪn/
north /nɔːθ/
North America /nɔːθ əˈmerɪkə/
oceans /əʊʃənz/
polar /pəʊlə/
south /saʊθ/
South America /saʊθ əˈmerɪkə/
The Antarctic /ði æntɑːktɪk/
The Arctic /ði ɑːktɪk/
The Atlantic /ði ætlæntɪk/
The Indian /ði ɪndiən/

The Pacific /ði pəˈsɪfɪk/
tropical /ˈtrɒpɪkəl/
tundra /ˈtʌndrə/
west /west/

The Landscape (p. 74-75)

bay /beɪ/
beach /biːtʃ/
cliff /klɪf/
coast /kəʊst/
drought /draʊt/
earthquake /ˈɜːθkweɪk/
flood /flʌd/
forest /ˈfɒrɪst/
forest fire /ˈfɒrɪst faɪə/
hurricane /ˈhʌrɪkən/
island /aɪlənd/
lake /leɪk/
landscape /ˈlændskeɪp/
mountain range /maʊntɪn reɪndʒ/
natural disasters /ˈnætʃərəl
ˈdɪzæstəz/
natural features /ˈnætʃərəl fiːtʃəz/
ocean /əʊʃən/
peak /piːk/
river /rɪvə/
sand dunes /sænd djuːnz/
tidal wave /taɪdəl weɪv/
valley /ˈvæli/
volcanic eruption /vɒklænɪk
ɪˈrʌpʃən/
waterfall /ˈwɔːtəfɔːl/

The Solar System (p. 76-77)

Earth /ɜːθ/
Jupiter /dʒʊˈpɪtə/
Mars /mɑːz/
Mercury /ˈmɜːkjəri/
moon /muːn/
Neptune /ˈneptjuːn/
Pluto /ˈpluːtəʊ/
Saturn /sæˈtɜːn/
sun /sʌn/
Uranus /jʊəˈnæs/
Venus /ˈvɪnəs/

OUR TOWN

Transport (p. 78-79)

aeroplane /æəˈpleɪn/
 airport /ˈeəˈpɔːt/
 ambulance /æmbjʊləns/
 bus /bʌs/
 bus station /bʌs steɪʃən/
 car /kɑː/
 car park /kɑːˈpɑːk/
 caravan /kærəˈvæn/
 coach /kəʊtʃ/
 fire engine /faɪər ɛndʒɪn/
 helicopter /helɪkɒptə/
 hot-air balloon /hɒt-eə bəˈluːn/
 hovercraft /hɒvəˈkrɑːft/
 hydrofoil /haɪdrəˈfɔɪl/
 lorry /lɒri/
 motorbike /məʊtəˈbaɪk/
 police car /pəˈliːs kɑː/
 port /pɔːt/
 ship /ʃɪp/
 speed boat /spiːd bɔːt/
 train /treɪn/
 tram /træm/
 transport /trænsˈpɔːt/
 underground train /ˌʌndəˈgraʊnd treɪn/

On the Road (p. 80-81)

bonnet /bɒnɪt/
 boot /buːt/
 bridge /brɪdʒ/
 bus stop /bʌs stɒp/
 corner /kɔːˈnəː/
 engine /ɛndʒɪn/
 lamp post /læmp pəʊst/
 lane /leɪn/
 motorway /məʊtəˈweɪ/
 number plate /nʌmbəˈpleɪt/
 pavement /ˈpeɪvmənt/
 pedestrian crossing /pɪˈdestriən krosɪŋ/
 petrol pump /petrəl pʌmp/
 petrol station /petrəl steɪʃən/
 road /rəʊd/
 road markings /rəʊd mɑːkɪŋz/
 road sign /rəʊd saɪn/
 street /striːt/

telephone box /telɪˈfoʊn bɒks/
 traffic light /ˈtræfɪk laɪt/
 traffic warden /ˈtræfɪk wɔːdən/

Main Street (p. 82-83)

baker /ˈbeɪkə/
 baker's /ˈbeɪkəz/
 bank /bæŋk/
 buildings /ˈbɪldɪŋz/
 butcher /ˈbʊtʃə/
 butcher's /ˈbʊtʃəz/
 cafe /kæfeɪ/
 chemist /ˈkemɪst/
 chemist's /ˈkemɪsts/
 cinema /ˈsɪnəmə/
 city /sɪti/
 communities /kəˈmjuːnɪtiz/
 greengrocer /ˈɡriːŋɡroʊsə/
 greengrocer's /ˈɡriːŋɡroʊsəz/
 gym /dʒɪm/
 hospital /ˈhɒspɪtəl/
 hotel /hoʊtel/
 librarian /laɪbrəˈreɪən/
 library /laɪbrəri/
 newsagent /ˈnjuːzeɪdʒənt/
 newsagent's /ˈnjuːzeɪdʒənts/
 office building /ˈɒfɪs bɪldɪŋ/
 post office /pəʊst ɒfɪs/
 refuse collector /ˈrefjuːs kəlektə/
 shopping centre /ˈʃɒpɪŋ sentə/
 shops /ʃɒps/
 supermarket /ˌsuːpəˈmɑːkɪt/
 theatre /ˈθiːətə/
 town /taʊn/
 village /ˈvɪlɪdʒ/

In a Shopping Centre (p. 84-85)

bookshop /ˈbʊkʃɒp/
 card shop /kɑːd ʃɒp/
 CD shop /siː diː ʃɒp/
 clothes shop /ˈkləʊðz ʃɒp/
 escalator /ˈeskeɪlətə/
 fast food restaurant /ˈfɑːst fuːd restərɒnt/
 florist's /ˈflɒrɪsts/
 hairdresser's /ˈheəˈdresəz/
 information desk /ˌɪnfəˈmeɪʃən desk/
 jeweller's /ˈdʒuːlələz/

lift /lɪft/
 optician's /ˈɒptɪʃənɪz/
 pet shop /pet ʃɒp/
 phone booth /fəʊn buːð/
 restaurant /ˈrestərɒnt/
 shoe shop /ʃuː ʃɒp/
 toy shop /tɔɪ ʃɒp/
 travel agent's /ˈtrævl eɪdʒənts/
 video shop /ˈvɪdiəʊ ʃɒp/

At the Clinic (p. 86-87)

bandage /ˈbændɪdʒ/
 blood /blʌd/
 bruise /bruːz/
 cast /kɑːst/
 clinic /ˈklɪnɪk/
 cut /kʌt/
 dentist /ˈdentɪst/
 doctor /ˈdɒktə/
 earache /ˈiərəɪk/
 first aid kit /ˈfɜːst eɪd kɪt/
 headache /ˈhedək/
 injection /ˌɪndʒekʃən/
 medical instruments /ˈmedɪkəl ɪnstrəmənts/
 medical problems /ˈmedɪkəl prɒbləmz/
 medical words /ˈmedɪkəl wɜːdz/
 medicine /ˈmedɪsɪn/
 nurse /nɜːs/
 patient /ˈpeɪʃənt/
 people /ˈpiːpl/
 pill /pɪl/
 prescription /ˈprɪskrɪpʃən/
 receptionist /ˈrɪsepʃənɪst/
 sling /slɪŋ/
 sore throat /sɔː θroʊt/
 sticking plaster /ˈstɪkɪŋ plɑːstə/
 stitches /ˈstɪtʃɪz/
 stomachache /ˈstʌməkəɪk/
 stretcher /ˈstretʃə/
 surgeon /ˈsɜːdʒən/
 temperature /ˈtemprətʃə/
 thermometer /θəˈmɒmɪtə/
 toothache /tuːθæk/
 wheelchair /ˈwiːltʃeə/
 X-ray /ˈeks-reɪ/

WORDS

Opposites (p. 88-89)

back /bæk/
 bad /bæd/
 big /big/
 blunt /blʌnt/
 bottom /bɒtəm/
 cheap /tʃi:p/
 clean /kli:n/
 closed /kloʊzd/
 cold /kəʊld/
 dark /dɑ:k/
 different /dɪfrənt/
 difficult /dɪfɪkəlt/
 dirty /dɜ:ti/
 easy /i:zi/
 empty /empti/
 expensive /ɪkspensɪv/
 false /fɔ:ls/
 far /fɑ:/
 fast /fɑ:st/
 fat /fæt/
 front /frʌnt/
 full /fʊl/
 good /gʊd/
 hard /hɑ:d/
 heavy /hevi/
 here /hɪə/
 high /haɪ/
 hot /hɒt/
 left /left/
 light /laɪt/
 long /lɒŋ/
 low /ləʊ/
 modern /mɒdə'n/
 near /nɪə/
 new /nju:/
 noisy /nɔɪzi/
 old /əʊld/
 old-fashioned /əʊld-fæʃənd/
 open /əʊpən/
 quiet /kwaɪət/
 right /raɪt/
 rough /rʌf/
 same /seɪm/
 sharp /ʃɑ:p/
 short /ʃɔ:t/
 slow /sləʊ/

small /smɔ:l/
 smooth /smu:ð/
 soft /sɒft/
 sour /saʊ/
 strong /strɒŋ/
 sweet /swi:t/
 there /ðeə/
 thin /θɪn/
 top /tɒp/
 true /tru:/
 weak /wi:k/
 wrong /rɒŋ/
 young /jʌŋ/

At the Playground (p. 90-91)

above /əbʌv/
 at the bottom of /ət ðə bɒtəm
 əv/
 at the top of /ət ðə tɒp əv/
 behind /bɪhaɪnd/
 below /bi:ləʊ/
 between /bi:twin/
 box /bɒks/
 climbing frame /klaɪmɪŋ freɪm/
 in /ɪn/
 in front of /ɪn frʌnt əv/
 monkey frame /mʌŋki freɪm/
 next to /nekst tə/
 on /ɒn/
 out /aʊt/
 playground /pleɪgraʊnd/
 rubbish bin /rʌbɪʃ bɪn/
 slide /slaɪd/
 swing /swɪŋ/
 under /ʌndə/
 wall /wɔ:l/

In the Maze (p. 92-93)

across /əkrɒs/
 along /ə'lɒŋ/
 arch /ɑ:tʃ/
 bench /bentʃ/
 bridge /brɪdʒ/
 down /daʊn/
 entrance /entrəns/
 exit /egzɪt/
 fountain /faʊntɪn/
 hill /hɪl/
 into /ɪntə/

lake /leɪk/
 maze /meɪz/
 onto /ɒntə/
 out of /aʊt əv/
 over /əʊvə/
 past /pɑ:st/
 round /raʊnd/
 statue /stætʃu/
 through /θru:/
 towards /təwɔ:dz/
 up /ʌp/
 well /wel/

A Summer Camp (p. 94-95)

brush /brʌʃ/
 clean /kli:n/
 dream /dri:m/
 drink /drɪŋk/
 eat /i:t/
 get dressed /get drest/
 get up /get ʌp/
 hang up /hæŋ ʌp/
 lift /lɪft/
 make the bed /meɪk ðə bed/
 mop /mɒp/
 open /əʊpən/
 put away /pʊt əweɪ/
 set the table /set ðə teɪbəl/
 sit down /sɪt daʊn/
 sleep /sli:p/
 stand up /stænd ʌp/
 stretch /stretʃ/
 sweep /swi:p/
 tie up /taɪ ʌp/
 turn off /tɜ:n ɒf/
 turn on /tɜ:n ɒn/
 wake up /weɪk ʌp/
 wash /wɒʃ/
 wash up /wɒʃ ʌp/
 yawn /jɔ:n/

A School Fair (p. 96-97)

buy /baɪ/
 carry /kæri/
 catch /kætʃ/
 chase /tʃeɪs/
 climb /klaɪm/
 cycle /saɪkəl/

dig /dɪg/
drive /draɪv/
fall /fɔːl/
fight /faɪt/
give /gɪv/
hide /haɪd/
hit /hɪt/
hug /hʌg/
kick /kɪk/
kiss /kɪs/
laugh /lɑːf/
push /pʊʃ/
throw /θrəʊ/
water /wɔːtə/
wave /weɪv/
whisper /ˈwɪspə/

FUN

At the Beach (p. 98-99)

armbands /ɑːmbændz/
beach /biːtʃ/
beach ball /biːtʃ bɔːl/
beach mat /biːtʃ mæt/
beach umbrella /biːtʃ ʌmbrelə/
beach volley /biːtʃ vɒli/
bucket /bʌkɪt/
cap /kæp/
cooler /kuːlə/
deckchair /dektʃeə/
diving mask /daɪvɪŋ mɑːsk/
flippers /flɪpeɪz/
goggles /ɡɒɡlɪz/
life guard /laɪf ɡɑːd/
pebbles /pebəlɪz/
rock /rɒk/
rubber dinghy /rʌbə dɪŋɡi/
rubber ring /rʌbə rɪŋ/
sand /sænd/
sandcastle /sændkɑːsl/
shell /ʃel/
snorkel /snɔːkəl/
spade /speɪd/
sunglasses /sʌŋɡləsɪz/
sunscreen /sʌnskriːn/
surfboard /sɜːfbɔːd/
waves /weɪvz/

Leisure Time (p. 100-101)

audience /ɔːdiəns/
(at the) ballet /bəleɪ/
big wheel /bɪɡ ˈwiːl/
candyfloss /kændɪflɒs/
(at the) cinema /sɪnəmə/
conductor /kɒndʌktə/
dancer /dɑːnsə/
dinosaur /daɪnəsɔː/
dodgems /dɒdʒəmz/
exhibit /ɪɡzɪbɪt/
(at an) exhibition /eksɪbɪʃən/
fans /fænz/
film /fɪlm/
(at the) funfair /fʌnfɛə/
information /ɪnfəˈmeɪʃən/
merry-go-round /meri-ɡoʊ-rʌʊnd/
museum /mjuːziəm/
(at the) natural science museum /nætʃərəl saɪəns mjuːziəm/
orchestra /ɔːkɪstrə/
painting /peɪntɪŋ/
play /pleɪ/
roller-coaster /rəʊlə-kəʊstə/
screen /skriːn/
sculpture /skʌlptʃə/
(at a) sports event /spɔːts ɪvent/
stage /steɪdʒ/
team /tiːm/
(at the) theatre /θiːətə/
usher /ʌʃə/
(at the) zoo /zuː/
zookeeper /zuːkɪpeɪ/

Home Entertainment (p. 102-103)

adventure /ədventʃə/
cartoon /kɑːtuːn/
children's programme /tʃɪldrənɪz
prəʊɡræm/
comedy /kɒmədi/
documentary /dɒkjəməntəri/
films /fɪlmz/
game show /ɡeɪm ʃoʊ/
horror /hɒrə/
interview /ɪntəˈvjuː/
music /mjuːzɪk/
mystery /mɪstəri/
radio /reɪdɪəʊ/

radio programmes /reɪdɪəʊ
prəʊɡræmz/
remote control /rɪməʊt kɒntroʊl/
romance /rəməns/
science fiction /saɪəns fɪkʃən/
sitcom /sɪtkɒm/
soap opera /soʊp əpərə/
talk show /tɔːk ʃoʊ/
the news /ðənjuːz/
TV guide /tiː viː gaɪd/
TV programmes /tiː viː
prəʊɡræmz/
western /westən/

Fairy Tales (p. 104-105)

alien /eɪliən/
armour /ɑːmə/
broomstick /bruːmstɪk/
castle /kɑːsl/
cauldron /kɔːldrən/
characters /kærɪktəɪz/
crown /kraʊn/
dragon /dræɡən/
fairy /feəri/
genie /dʒɪni/
ghost /ɡəʊst/
giant /dʒaɪənt/
king /kɪŋ/
knight /naɪt/
lamp /læmp/
mermaid /mɜːmeɪd/
moat /moʊt/
monster /mɒnstə/
pirate /paɪrət/
places /pleɪsɪz/
prince /prɪns/
princess /prɪnses/
queen /kwɪn/
shield /ʃɪld/
skeleton /skelɪtən/
spaceship /speɪsɪp/
sword /sɔːd/
things /θɪŋz/
treasure /treʒə/
vampire /væmpaɪə/
wand /wɒnd/
witch /wɪtʃ/
wizard /wɪzəd/

THE EXPRESS PICTURE DICTIONARY

for young learners

The Express Picture Dictionary for young learners is a beautifully illustrated, fun-to-use dictionary, designed to present and consolidate basic vocabulary. It can be used both in class as supplementary material for young learners or beginners and at home as a self study kit.

Key Features

- ♦ 12 topic-based modules, consisting of 3-5 units each, relate to the home, school and everyday environments of students.
- ♦ Clear and lively presentation of vocabulary on fully illustrated double page spreads.
- ♦ Emphasis on everyday words, collocations and expressions to help students develop a feeling for the English language.
- ♦ Oral tasks and games to motivate students to practise pronunciation and to use the words in context.
- ♦ 24 topic-related and fun-to-learn traditional and original songs.
- ♦ Wide variety of exercises, listening tasks, puzzles and wordsearches to stimulate students' imagination and consolidate the vocabulary presented.

Components

- ♦ The Express Picture Dictionary for young learners
- ♦ The Express Picture Dictionary for young learners Activity Book
- ♦ The Express Picture Dictionary for young learners Activity Book (Teacher's Book)
- ♦ The Express Picture Dictionary for young learners Cassettes/Audio CDs
- ♦ The Express Picture Dictionary for young learners Activity Book Cassette/Audio CD



Express Publishing

The Express Picture Dictionary
for young learners
ISBN 1-84216-609-3
Express Publishing